

Download the App



<https://bit.ly/oilapp>



<https://bit.ly/oaplay>

Download the Oil Analysis app from the App Store or Google Play. After installation, use your WebCheck credentials to login to the app.

Take your oil samples



1

Remove the sample label from the sample form and stick to the sample bottle.



2

Take the oil sample as you normally would and re-cap the sample bottle.



3

Ensure that the cap is securely tightened and wipe any excess oil from the sample bottle.

Complete sample submission with the asset tag booklet & the app



4

Using the app, scan the QR code of the machine the sample was taken from. Remove the tracking label from the sample form and stick to the asset log booklet.



5

Next, scan the sample label, and complete the sample information and submit the sample.



1

Login to the app using your WebCheck credentials. The app will cache your machines.



2

Once logged in, click on the "Scan QR Code" button.



3

Locate the machine that was sampled in the asset tag booklet and scan that QR code. Stick the tracking label on your booklet.



4

From the list of components slide left on the component and click "+ Sample".



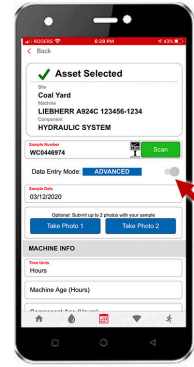
5

The component is selected & sample submission screen is loaded. Click the "Scan" button.



6

Scan the sample bottle label from your oil sample for the selected machine and component.



7

The sample is now linked to the machine and component. Use the "ADVANCED" data entry mode to add info.



8

Complete the sample info, take any pictures you want, add a comment if desired, then click the "submit sample" button



9

The sample info has been submitted to the laboratory where the QR code will be scanned, and the sample information automatically retrieved.




10

Submitted samples are listed. To update a samples info slide left. To delete a sample slide right.



11


Click "< Back" at the top of the previous screen to return to the component list so you can enter more samples for this machine.



Machine ID
259B3
Make/Model
CATERPILLAR 259B3




MID:3461559



Machine ID
308CR
Make/Model
CATERPILLAR 308CR



MID:3461560



Machine ID
SK210C
Make/Model
KOBELCO SK210C



MID:3779250