

### Download the App



<https://bit.ly/oilapp>



<https://bit.ly/oaplay>

Download the Oil Analysis app from the App Store or Google Play. After installation, use your WebCheck credentials to login to the app.

### Take your oil samples



1

Remove the sample label from the sample form and stick to the sample bottle.



2

Take the oil sample as you normally would and re-cap the sample bottle.



3

Ensure that the cap is securely tightened and wipe any excess oil from the sample bottle.

### Complete sample submission with the asset tag booklet & the app



4

Using the app, scan the QR code of the machine the sample was taken from. Remove the tracking label from the sample form and stick to the asset log booklet.



5

Next, scan the sample label, and complete the sample information and submit the sample.



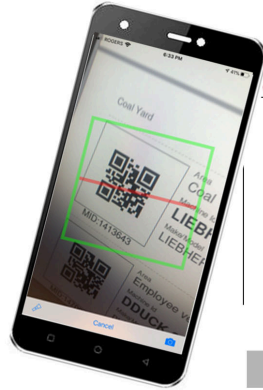
1

Login to the app using your WebCheck credentials. The app will cache your machines.



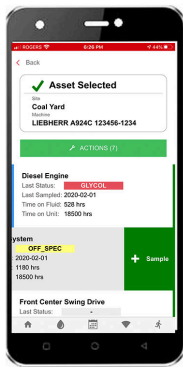

2

Once logged in, click on the "Scan QR Code" button.



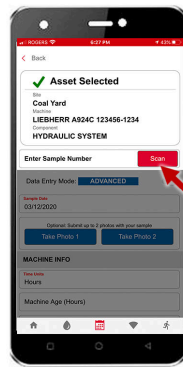
3

Locate the machine that was sampled in the asset tag booklet and scan that QR code. Stick the tracking label on your booklet.



4

From the list of components slide left on the component and click "+ Sample".



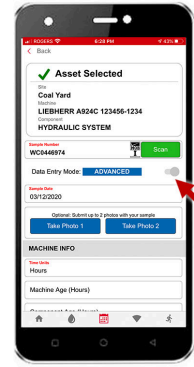
5

The component is selected & sample submission screen is loaded. Click the "Scan" button.



6

Scan the sample bottle label from your oil sample for the selected machine and component.



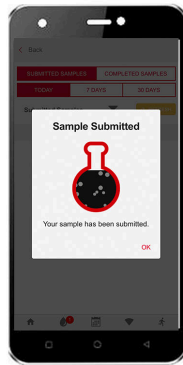
7

The sample is now linked to the machine and component. Use the "ADVANCED" data entry mode to add info.



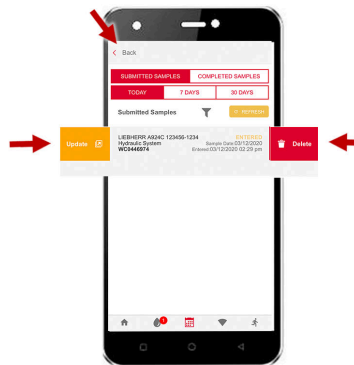
8

Complete the sample info, take any pictures you want, add a comment if desired, then click the "submit sample" button



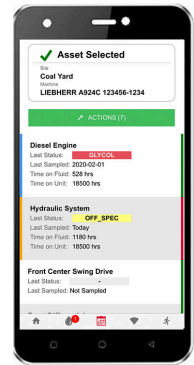
9

The sample info has been submitted to the laboratory where the QR code will be scanned, and the sample information automatically retrieved.




10

Submitted samples are listed. To update a samples info slide left. To delete a sample slide right.



11


Click "< Back" at the top of the previous screen to return to the component list so you can enter more samples for this machine.



Machine Id  
**10363**




MID:1470649



Machine Id  
**10363C**




MID:1468381



Machine Id  
**10364C**



MID:1468394



Machine Id  
**10365C**




MID:1320186



Machine Id  
**10366C**




MID:1470699



Machine Id  
**10367C**  
Make/Model  
XPEDITOR




MID:1468647



Machine Id  
**10368C**




MID:1468538



Machine Id  
**10369C**




MID:1468583



Machine Id  
**10370C**




MID:1470700



Machine Id  
**10371C**  
Make/Model  
XPEDITOR




MID:1468540



Machine Id  
**10372C**




MID:1468487



Machine Id  
**10373C**




MID:1468488



Machine Id  
**10374C**




MID:1468380



Machine Id  
**10375C**




MID:1470701



Machine Id  
**10376C**  
Make/Model  
XPEDITOR



MID:1470654



Machine Id  
**10377C**



MID:1468383



Machine Id  
**10378C**




MID:1468384



Machine Id  
**10415C**  
Make/Model  
XPD




MID:1468607



Machine Id  
**10416C**




MID:1468605



Machine Id  
**10417C**




MID:1468606



Machine Id  
**10418C**




MID:1470702



Machine Id  
**10419C**




MID:1468608



Machine Id  
**10420C**




MID:1468489



Machine Id  
**10421C**




MID:1468382



Machine Id  
**10422C**




MID:1470703



Machine Id  
**10423C**




MID:1468584



Machine Id  
**10475**  
Make/Model  
XPERT




MID:1468640



Machine Id  
**10476**  
Make/Model  
AUTOCAR




MID:1468641



Machine Id  
**10745C**  
Make/Model  
XPEDITOR



MID:1470698




Machine Id  
**10746C**



MID:1468686






Machine Id  
**10876C**




MID:1470643



Machine Id  
**10877C**




MID:1470647



Machine Id  
**10983**




MID:3285291



Machine Id  
**11106**  
Make/Model  
3500




MID:1468611



Machine Id  
**11217**  
Make/Model  
NPR




MID:1468645



Machine Id  
**11320**  
Make/Model  
PX9




MID:1470644



Machine Id  
**1369**




MID:1477518



Machine Id  
**2040**




MID:3284779



Machine Id  
**2304**  
Make/Model  
MACK GRANITE




MID:1475394



Machine Id  
**2409**




MID:1469609



Machine Id  
**2437**  
Make/Model  
MACK




MID:1470642



Machine Id  
**2512**  
Make/Model  
PETERBILT




MID:1468385



Machine Id  
**2576**  
Make/Model  
PETERBILT




MID:1468386



Machine Id  
**2611**  
Make/Model  
ISX




MID:1470658



Machine Id  
**2616C**  
Make/Model  
ISX




MID:1468644



Machine Id  
**2646**




MID:1470646



Machine Id  
**2646C**  
Make/Model  
ISX G




MID:1470653



Machine Id  
**2722**




MID:1480486



Machine Id  
**2840**




MID:1470640



Machine Id  
**3490**




MID:1470651



Machine Id  
**3490C**




MID:1468388



Machine Id  
**3491C**




MID:1468389



Machine Id  
**3492C**  
Make/Model  
EXPEDITOR




MID:1468490



Machine Id  
**3493C**




MID:1468390



Machine Id  
**3799C**  
Make/Model  
ISL G




MID:1470656



Machine Id  
**3857C**  
Make/Model  
ISX12




MID:1470638



Machine Id  
**930000**  
Make/Model  
AUTOCAR ACX64



MID:3311821



Machine Id  
**SHOP TANK #1**



MID:1468393