

Download the App



<https://bit.ly/oilapp>



<https://bit.ly/oaplay>

Download the Oil Analysis app from the App Store or Google Play. After installation, use your WebCheck credentials to login to the app.

Take your oil samples



1

Remove the sample label from the sample form and stick to the sample bottle.



2

Take the oil sample as you normally would and re-cap the sample bottle.



3

Ensure that the cap is securely tightened and wipe any excess oil from the sample bottle.

Complete sample submission with the asset tag booklet & the app



4

Using the app, scan the QR code of the machine the sample was taken from. Remove the tracking label from the sample form and stick to the asset log booklet.



5

Next, scan the sample label, and complete the sample information and submit the sample.



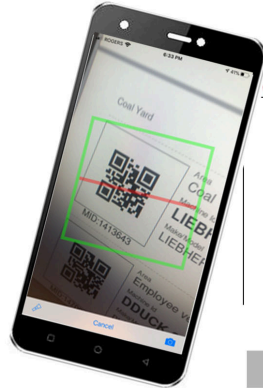
1

Login to the app using your WebCheck credentials. The app will cache your machines.




2

Once logged in, click on the "Scan QR Code" button.



3

Locate the machine that was sampled in the asset tag booklet and scan that QR code. Stick the tracking label on your booklet.



4

From the list of components slide left on the component and click "+ Sample".



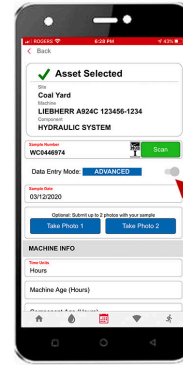
5

The component is selected & sample submission screen is loaded. Click the "Scan" button.



6

Scan the sample bottle label from your oil sample for the selected machine and component.



7

The sample is now linked to the machine and component. Use the "ADVANCED" data entry mode to add info.



8

Complete the sample info, take any pictures you want, add a comment if desired, then click the "submit sample" button



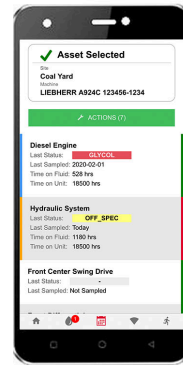
9

The sample info has been submitted to the laboratory where the QR code will be scanned, and the sample information automatically retrieved.




10

Submitted samples are listed. To update a samples info slide left. To delete a sample slide right.



11

Click "< Back" at the top of the previous screen to return to the component list so you can enter more samples for this machine.




MID:3426536

Machine ID
Combine 1680

Make/Model



*Latest sample
tracking label*




MID:1033625

Machine ID
EXXON ZERICE N68

Make/Model
FRICK AMMONIA COMPRESSOR



*Latest sample
tracking label*



MID:1040329

Machine ID
EXXON ZERICE N68

Make/Model
FRICK AMMONIA COMPRESSOR



*Latest sample
tracking label*




MID:3426537

Machine ID
Magnum 340

Make/Model



*Latest sample
tracking label*



MID:3426397


Area
Sapp Bros. Trial Kits / 123 Industries

Machine ID
EXAMPLE UNIT 2

Make/Model



*Latest sample
tracking label*



MID:3421912

Area
Sapp Bros. Trial Kits / ABC COMPANY

Machine ID
EXAMPLE UNIT

Make/Model



*Latest sample
tracking label*