

Download the App



<https://bit.ly/oilapp>



<https://bit.ly/oaplay>

Download the Oil Analysis app from the App Store or Google Play. After installation, use your WebCheck credentials to login to the app.

Take your oil samples



1

Remove the sample label from the sample form and stick to the sample bottle.



2

Take the oil sample as you normally would and re-cap the sample bottle.



3

Ensure that the cap is securely tightened and wipe any excess oil from the sample bottle.

Complete sample submission with the asset tag booklet & the app



4

Using the app, scan the QR code of the machine the sample was taken from. Remove the tracking label from the sample form and stick to the asset log booklet.



5

Next, scan the sample label, and complete the sample information and submit the sample.



1

Login to the app using your WebCheck credentials. The app will cache your machines.




2

Once logged in, click on the "Scan QR Code" button.



3

Locate the machine that was sampled in the asset tag booklet and scan that QR code. Stick the tracking label on your booklet.



4

From the list of components slide left on the component and click "+ Sample".



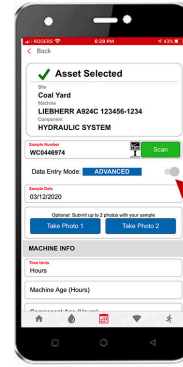
5

The component is selected & sample submission screen is loaded. Click the "Scan" button.



6

Scan the sample bottle label from your oil sample for the selected machine and component.



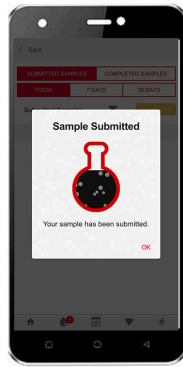
7

The sample is now linked to the machine and component. Use the "ADVANCED" data entry mode to add info.



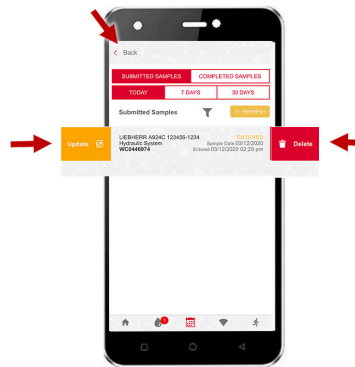
8

Complete the sample info, take any pictures you want, add a comment if desired, then click the "submit sample" button



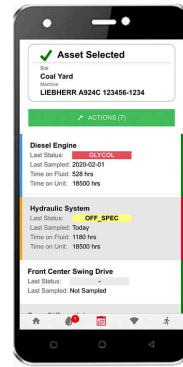
9

The sample info has been submitted to the laboratory where the QR code will be scanned, and the sample information automatically retrieved.




10

Submitted samples are listed. To update a samples info slide left. To delete a sample slide right.



11

Click "< Back" at the top of the previous screen to return to the component list so you can enter more samples for this machine.



MID:66275

Machine ID


07

Make/Model

PETERBILT 400



*Latest sample
tracking label*



MID:968401

Machine ID

1

Make/Model

PETERBILT TRACTOR



*Latest sample
tracking label*



MID:76886

Machine ID


10

Make/Model

INTERNATIONAL 9300



*Latest sample
tracking label*



MID:3375588

Machine ID


42

Make/Model

PETERBILT 389



*Latest sample
tracking label*



MID:341523

Machine ID

MRS-700

Make/Model

TOYOTA TACOMA



*Latest sample
tracking label*