

### Download the App



<https://bit.ly/oilapp>



<https://bit.ly/oaplay>

Download the Oil Analysis app from the App Store or Google Play. After installation, use your WebCheck credentials to login to the app.

### Take your oil samples



1

Remove the sample label from the sample form and stick to the sample bottle.



2

Take the oil sample as you normally would and re-cap the sample bottle.



3

Ensure that the cap is securely tightened and wipe any excess oil from the sample bottle.

### Complete sample submission with the asset tag booklet & the app



4

Using the app, scan the QR code of the machine the sample was taken from. Remove the tracking label from the sample form and stick to the asset log booklet.



5

Next, scan the sample label, and complete the sample information and submit the sample.



1

Login to the app using your WebCheck credentials. The app will cache your machines.



2

Once logged in, click on the "Scan QR Code" button.



3

Locate the machine that was sampled in the asset tag booklet and scan that QR code.



4

The asset is selected & sample submission screen is loaded. Click the "Scan" button.



5

Scan the sample bottle label from your oil sample for the selected machine.



6

The sample is now linked to the machine. Use the "SIMPLE" data entry mode to add info.



7

Select the sample date, take any pictures you want, add a comment if desired, then click the "submit sample" button




8

The sample info has been submitted to the laboratory where the QR code will be scanned, and the sample information automatically retrieved.



9

Submitted samples are listed. To update a samples info slide left. To delete a sample slide right.



EID:4298278

Area  
{unassigned}  
Machine ID  
**EISENBEISS 10003709**  
Component  
Gearbox  
Make/Model  
EISENBEISS A-4470



*Latest sample  
tracking label*



EID:4298276

Area  
{unassigned}  
Machine ID  
**EISENBEISS D-4470**  
Component  
Gearbox  
Make/Model  
EISENBEISS



*Latest sample  
tracking label*




EID:4129526

Area  
{unassigned}  
Machine ID  
**ENGEL VICTORY 225101**  
Component  
Hydraulic System  
Make/Model  
ENGEL VICTORY 200/65



*Latest sample  
tracking label*




EID:4129527

Area  
{unassigned}  
Machine ID  
**ENGEL VICTORY 233325**  
Component  
Hydraulic System  
Make/Model  
ENGEL VICTORY 300/120



*Latest sample  
tracking label*



EID:4143581

Area  
{unassigned}  
Machine ID  
**STEER MS30 (S/N EA00773)**  
Component  
Gearbox  
Make/Model



*Latest sample  
tracking label*




EID:4129531

Area  
**{unassigned}**  
Machine ID  
**STEER/EISENBEISS MS 70 LINE 1**  
Component  
**Gearbox**  
Make/Model  
**STEER/EISENBEISS**



*Latest sample  
tracking label*




EID:4129532

Area  
**{unassigned}**  
Machine ID  
**STEER/EISENBEISS MS 90 LINE 2**  
Component  
**Gearbox**  
Make/Model  
**STEER/EISENBEISS**



*Latest sample  
tracking label*



EID:4298277

Area  
**{unassigned}**  
Machine ID  
**ZAMBELLO TST-26-2132 (S/N 54562)**  
Component  
**Gearbox**  
Make/Model  
**ZAMBELLO**



*Latest sample  
tracking label*