

Download the App



<https://bit.ly/oilapp>



<https://bit.ly/oaplay>

Download the Oil Analysis app from the App Store or Google Play. After installation, use your WebCheck credentials to login to the app.

Take your oil samples



1

Remove the sample label from the sample form and stick to the sample bottle.



2

Take the oil sample as you normally would and re-cap the sample bottle.



3

Ensure that the cap is securely tightened and wipe any excess oil from the sample bottle.

Complete sample submission with the asset tag booklet & the app



4

Using the app, scan the QR code of the machine the sample was taken from. Remove the tracking label from the sample form and stick to the asset log booklet.



5

Next, scan the sample label, and complete the sample information and submit the sample.



1

Login to the app using your WebCheck credentials. The app will cache your machines.



2

Once logged in, click on the "Scan QR Code" button.



3

Locate the machine that was sampled in the asset tag booklet and scan that QR code.



4

The asset is selected & sample submission screen is loaded. Click the "Scan" button.



5

Scan the sample bottle label from your oil sample for the selected machine.



6

The sample is now linked to the machine. Use the "SIMPLE" data entry mode to add info.



7

Select the sample date, take any pictures you want, add a comment if desired, then click the "submit sample" button




8

The sample info has been submitted to the laboratory where the QR code will be scanned, and the sample information automatically retrieved.



9

Submitted samples are listed. To update a samples info slide left. To delete a sample slide right.




EID:3711282

Area
MILL
Machine ID
100.1600 #1 AIR COMP
Component
Air Compressor
Make/Model
GARDNER DENVER EBU99E



*Latest sample
tracking label*




EID:3711281

Area
MILL
Machine ID
100.1700 #2 AIR COMP
Component
Air Compressor
Make/Model
GARDNER DENVER EBU99E



*Latest sample
tracking label*




EID:3711283

Area
MILL
Machine ID
100.1800 #3 AIR COMP
Component
Air Compressor
Make/Model
GARDNER DENVER EBU99E



*Latest sample
tracking label*




EID:3711232

Area
MILL
Machine ID
200.1125 DRY TRUCK DUMP
Component
Hydraulic System
Make/Model
N/A N/A



*Latest sample
tracking label*




EID:3711284

Area
MILL
Machine ID
200.1170 GREEN TRUCK DUMP
Component
Hydraulic System
Make/Model
N/A N/A



*Latest sample
tracking label*



EID:3711239

Area
MILL
Machine ID
200.1200 Dry Truck Dump Bin
Component
Gear Drive
Make/Model
N/A N/A



Latest sample tracking label




EID:3711227

Area
MILL
Machine ID
200.1250 Green Truck Dump Bin
Component
Gear Drive
Make/Model
N/A N/A



Latest sample tracking label




EID:3711276

Area
MILL
Machine ID
200.1250 Green Truck Dump Bin
Component
Gear Drive
Make/Model
N/A N/A



Latest sample tracking label




EID:3711261

Area
MILL
Machine ID
200.1505 Dry Incline Magnet
Component
Gear Drive
Make/Model
N/A N/A



Latest sample tracking label




EID:3711260

Area
MILL
Machine ID
200.1555 Green Incline Magnet
Component
Gear Drive
Make/Model
N/A N/A



Latest sample tracking label




EID:3739048

Area
MILL
Machine ID
200.1600 DRY RE-ENTRY BIN
Component
Gearbox
Make/Model
N/A N/A



*Latest sample
tracking label*




EID:3711254

Area
MILL
Machine ID
200.1625 GREEN SAWDUST RE-ENTRY BIN
Component
Gear Drive
Make/Model
N/A N/A



*Latest sample
tracking label*




EID:3711247

Area
MILL
Machine ID
200.1650 GREEN CHIP RE-ENTRY BIN
Component
Gear Drive
Make/Model
N/A N/A



*Latest sample
tracking label*




EID:3711249

Area
MILL
Machine ID
250.0200L DRY SHAVING SILO
Component
Lower Gearbox
Make/Model
N/A N/A



*Latest sample
tracking label*




EID:3711264

Area
MILL
Machine ID
250.0200U DRY SHAVINGS SILO
Component
Upper Gearbox
Make/Model
N/A N/A



*Latest sample
tracking label*




EID:3711265

Area
MILL
Machine ID
250.0250L PLY TRIM SILO
Component
Lower Gearbox
Make/Model
N/A N/A



Latest sample tracking label




EID:3711268

Area
MILL
Machine ID
250.0250U PLY TRIM SILO
Component
Upper Gearbox
Make/Model
N/A N/A



Latest sample tracking label




EID:3711255

Area
MILL
Machine ID
250.0450L RECLAIM SILO
Component
Lower Gearbox
Make/Model
N/A N/A



Latest sample tracking label




EID:3711266

Area
MILL
Machine ID
250.0450U RECLAIM SILO
Component
Upper Gearbox
Make/Model
N/A N/A



Latest sample tracking label




EID:3711291

Area
MILL
Machine ID
250.2000 Face HP Blower Top Globe
Component
Top Blower
Make/Model
N/A N/A



Latest sample tracking label




EID:3711292

Area
MILL
Machine ID
250.2000 Face HP Blower Top Globe
Component
Bottom Blower
Make/Model
N/A N/A



Latest sample tracking label




EID:3711293

Area
MILL
Machine ID
250.2000 Face HP Blower Top Globe
Component
Drive End Blower
Make/Model
N/A N/A



Latest sample tracking label




EID:3711259

Area
MILL
Machine ID
250.2575L PRE-STEAM BIN SILO
Component
Lower Gear Drive
Make/Model
N/A N/A



Latest sample tracking label




EID:3711258

Area
MILL
Machine ID
250.2575U PRE-STEAM BIN SILO
Component
Upper Gear Drive
Make/Model
N/A N/A



Latest sample tracking label




EID:3711229

Area
MILL
Machine ID
250.2810 #1 Dry Refiner
Component
Hydraulic System
Make/Model
N/A N/A



Latest sample tracking label



EID:3711275

Area
MILL
Machine ID
250.2810 #1 Dry Refiner
Component
Hydraulic System
Make/Model
N/A N/A



Latest sample tracking label




EID:3711228

Area
MILL
Machine ID
250.2855 #2 Dry Refiner
Component
Hydraulic System
Make/Model
N/A N/A



Latest sample tracking label




EID:3711241

Area
MILL
Machine ID
250.3550L GREEN SILO
Component
Lower Gearbox
Make/Model
N/A N/A



Latest sample tracking label




EID:3711243

Area
MILL
Machine ID
250.3550U GREEN SILO
Component
Upper Gearbox
Make/Model
N/A N/A



Latest sample tracking label




EID:3711286

Area
MILL
Machine ID
300.1350L FACE DRYER SILO
Component
Lower Gearbox
Make/Model
N/A N/A



Latest sample tracking label



EID:3711248

Area

MILL

Machine ID

300.1350U FACE DRYER SILO

Component

Upper Gearbox

Make/Model

N/A N/A



Latest sample tracking label



EID:4147728

Area

MILL

Machine ID

300.2100 Face Dryer Drum Drive

Component


Gearbox

Make/Model

N/A N/A



Latest sample tracking label



EID:3711312

Area

MILL

Machine ID

300.2100C Face Dryer Drum Drive CLUTCH cavity

Component


Gear Drive

Make/Model

N/A N/A



Latest sample tracking label



EID:3711263

Area

MILL

Machine ID

300.4300L DRY TO CORE SILO

Component


Lower Gearbox

Make/Model

N/A N/A



Latest sample tracking label



EID:3711257

Area

MILL

Machine ID

300.4300U DRY TO CORE SILO

Component

Upper Gearbox

Make/Model

N/A N/A



Latest sample tracking label




EID:3711309

Area
MILL
Machine ID
300.4455L GREEN TO CORE #2
Component
Lower Gearbox
Make/Model
N/A N/A



Latest sample tracking label




EID:3711311

Area
MILL
Machine ID
300.4455U GREEN TO CORE #2
Component
Upper Gearbox
Make/Model
N/A N/A



Latest sample tracking label




EID:3711256

Area
MILL
Machine ID
300.4500L GREEN TO CORE SILO
Component
Lower Gearbox
Make/Model
N/A N/A



Latest sample tracking label




EID:3711253

Area
MILL
Machine ID
300.4500U GREEN TO CORE SILO
Component
Upper Gearbox
Make/Model
N/A N/A



Latest sample tracking label




EID:4147730

Area
MILL
Machine ID
300.5100 Core Dryer Drum Drive
Component
Gearbox
Make/Model
N/A N/A



Latest sample tracking label



EID:3711313

Area
MILL
Machine ID
300.5100C Core Dryer Drum Drive CLUTCH cavity
Component
Gear Drive
Make/Model
N/A N/A



Latest sample tracking label



EID:3711316

Area
MILL
Machine ID
300.6700 Core HP Blower
Component
Blower
Make/Model
N/A N/A



Latest sample tracking label




EID:4147729

Area
MILL
Machine ID
320.5100 Core Dryer #2 Drum Drive
Component
Gearbox
Make/Model
N/A N/A



Latest sample tracking label




EID:3711314

Area
MILL
Machine ID
320.5100C Core Dryer 2 Drum Drive CLUTCH cavity
Component
Gear Drive
Make/Model
N/A N/A



Latest sample tracking label




EID:3738909

Area
MILL
Machine ID
350.1050L SANDER DUST SILO
Component
Lower Gearbox
Make/Model
N/A N/A



Latest sample tracking label




EID:3711245

Area
MILL
Machine ID
350.1050U SANDER DUST SILO
Component
Upper Gearbox
Make/Model
N/A N/A



*Latest sample
tracking label*




EID:3711251

Area
MILL
Machine ID
350.1225L CORE PROD SILO
Component
Lower Gearbox
Make/Model
N/A N/A



*Latest sample
tracking label*



EID:3711250

Area
MILL
Machine ID
350.1225U CORE PROD SILO
Component
Upper Gearbox
Make/Model
N/A N/A



*Latest sample
tracking label*




EID:3711252

Area
MILL
Machine ID
350.1350L LOWER FACE PROD ROTO ARM GBX
Component
Lower Gearbox
Make/Model
N/A N/A



*Latest sample
tracking label*



EID:3711269

Area
MILL
Machine ID
350.1350U FACE PROD SILO
Component
Upper Gearbox
Make/Model
N/A N/A



*Latest sample
tracking label*



EID:3711317

Area
MILL
Machine ID
350.2220 Core Resin HP Dosing Pump
Component
Pump
Make/Model
N/A N/A



Latest sample tracking label




EID:3711237

Area
MILL
Machine ID
400.4075 Forming Belt Main Drive
Component
Gear Drive
Make/Model
N/A N/A



Latest sample tracking label




EID:3711290

Area
MILL
Machine ID
400.4550 Pre-Compressor Upper Main Drive
Component
Gear Drive
Make/Model
N/A N/A



Latest sample tracking label




EID:3711238

Area
MILL
Machine ID
400.4600 Pre Compressor Lower Main Drive
Component
Gear Drive
Make/Model
N/A N/A



Latest sample tracking label




EID:4107446

Area
MILL
Machine ID
450.1005E Press Bottom Infeed Drum Bearing EAST
Component
Grease
Make/Model



Latest sample tracking label



EID:4107447

Area
MILL
Machine ID
450.1005E Press Bottom Infeed Drum Bearing EAST
Component
Grease
Make/Model



Latest sample tracking label



EID:4100649

Area
MILL
Machine ID
450.1005W Press Bottom Infeed Drum WEST
Component
East Bearing
Make/Model
DIFFENBACHER



Latest sample tracking label




EID:4100650

Area
MILL
Machine ID
450.1005W Press Bottom Infeed Drum WEST
Component
West Bearing
Make/Model
DIFFENBACHER



Latest sample tracking label




EID:4105473

Area
MILL
Machine ID
450.1005W Press Bottom Infeed Drum WEST
Component
Bearing
Make/Model
DIFFENBACHER



Latest sample tracking label




EID:3711244

Area
MILL
Machine ID
450.1050 PRESS TOP LEFT STEEL BELT DRIVE
Component
Gear Drive
Make/Model
N/A N/A



Latest sample tracking label



EID:4182655

Area
MILL
Machine ID
450.1090E Press Top Outfeed Drum Bearing EAST
Component
Bearing
Make/Model
DIFFENBACHER



Latest sample tracking label




EID:4182657

Area
MILL
Machine ID
450.1090W Press Top Outfeed Drum Bearing WEST
Component
Bearing
Make/Model
DIFFENBACHER



Latest sample tracking label




EID:4182659

Area
MILL
Machine ID
450.1095E Press Bottom Outfeed Drum Bearing EAST
Component
Bearing
Make/Model
DIFFENBACHER



Latest sample tracking label




EID:4182660

Area
MILL
Machine ID
450.1095W Press Bottom Outfeed Drum Bearing WEST
Component
Bearing
Make/Model
DIFFENBACHER



Latest sample tracking label




EID:3711240

Area
MILL
Machine ID
450.1100 PRESS BOTTOM LEFT STEEL BELT DRIVE
Component
Gear Drive
Make/Model
N/A N/A



Latest sample tracking label




EID:3711235

Area
MILL
Machine ID
450.1150 PRESS BOTTOM RIGHT BELT CHAIN DRIVE
Component
Chain Drive
Make/Model
N/A N/A



Latest sample tracking label




EID:3711234

Area
MILL
Machine ID
450.1200 PRESS TOP RIGHT BELT CHAIN DRIVE
Component
Chain Drive
Make/Model
N/A N/A



Latest sample tracking label




EID:3711236

Area
MILL
Machine ID
450.1225 PRESS SLAVE TOP CHAIN DRIVE
Component
Chain Drive
Make/Model
N/A N/A



Latest sample tracking label




EID:3711221

Area
MILL
Machine ID
450.2275 Press Hydraulic Tank (#1 Before Filter)
Component
Hydraulic System
Make/Model
N/A N/A



Latest sample tracking label




EID:3711231

Area
MILL
Machine ID
500.4300 500.4300 RAW BD STACKER HYD TANK
Component
Hydraulic System
Make/Model
N/A N/A



Latest sample tracking label




EID:3711273

Area
MILL
Machine ID
550.1350 Sander Feeding Station Hoist #1 (Master)
Component
Gear Drive
Make/Model
N/A N/A



Latest sample tracking label




EID:3711289

Area
MILL
Machine ID
550.1400 Sander Feeding Station Hoist #2 Slave
Component
Gear Drive
Make/Model
N/A N/A



Latest sample tracking label




EID:3820196

Area
MILL
Machine ID
550.2700 Sander 1 Stacker 1 Infeed East
Component
Hoist
Make/Model
N/A N/A



Latest sample tracking label




EID:3711272

Area
MILL
Machine ID
550.2750 Sander #1 Stacker Hoist #2 (Slave)
Component
Hoist
Make/Model
N/A N/A



Latest sample tracking label




EID:3820195

Area
MILL
Machine ID
550.3100 Sander 2 Stacker 2 Hoist 1
Component
Hoist
Make/Model
N/A N/A



Latest sample tracking label




EID:3711271

Area
MILL
Machine ID
550.3150 Sander #2 Stacker Hoist #2 (Slave)
Component
Hoist
Make/Model
N/A N/A



Latest sample tracking label




EID:3711233

Area
MILL
Machine ID
600.1153 Saw Infeed
Component
Hydraulic System
Make/Model
N/A N/A



Latest sample tracking label




EID:3711294

Area
MILL
Machine ID
700.1200 OLD PRIMARY LOADER
Component
Hydraulic System
Make/Model
KAWASAKI N/A



Latest sample tracking label




EID:3711225

Area
MILL
Machine ID
850.4122 Press (#2 After Filter)
Component
Hydraulic System
Make/Model
N/A N/A



Latest sample tracking label




EID:3711226

Area
MILL
Machine ID
850.7620 Melamine Strapper
Component
Hydraulic System
Make/Model
N/A N/A



Latest sample tracking label



EID:3711297

Area
MILL
Machine ID
875.10206 Infeed Reject Lift Table
Component
Hydraulic System
Make/Model
WEMHONER N/A



Latest sample tracking label



EID:3711298

Area
MILL
Machine ID
875.10207 East Infeed Lift Table
Component
East Hydraulic System
Make/Model
WEMHONER N/A



Latest sample tracking label




EID:3711306

Area
MILL
Machine ID
875.10208 West Infeed lift Table
Component
West Hydraulic System
Make/Model
WEMHONER N/A



Latest sample tracking label




EID:3711296

Area
MILL
Machine ID
875.30120 Botom Paper Aligning Conveyor
Component
Bottom Hydraulic System
Make/Model
WEMHONER N/A



Latest sample tracking label




EID:3711304

Area
MILL
Machine ID
875.30122 Top Paper Aligning Conveyor
Component
Top Hydraulic System
Make/Model
WEMHONER N/A



Latest sample tracking label



EID:3711308

Area
MILL
Machine ID
875.51050 Press Main
Component
Hydraulic System
Make/Model
WEMHONER N/A



Latest sample tracking label




EID:3711305

Area
MILL
Machine ID
875.90261 East Outfeed Roll Conveyor #1 Lift Table
Component
Hydraulic System
Make/Model
WEMHONER N/A



Latest sample tracking label




EID:3711300

Area
MILL
Machine ID
875.90262 East Outfeed Roll Conveyor #2 Lift Table
Component
Hydraulic System
Make/Model
WEMHONER N/A



Latest sample tracking label




EID:3711302

Area
MILL
Machine ID
875.90263 West Outfeed Roll Conveyor #1 Lift Table
Component
Hydraulic System
Make/Model
WEMHONER N/A



Latest sample tracking label




EID:3711303

Area
MILL
Machine ID
875.90264 West Outfeed Roll Conveyor #2 Lift Table
Component
Hydraulic System
Make/Model
WEMHONER N/A



Latest sample tracking label




EID:3711301

Area
MILL
Machine ID
875.95281 Plate Change Lifting Table
Component
Hydraulic System
Make/Model
WEMHONER N/A



Latest sample tracking label




EID:3711299

Area
MILL
Machine ID
875.96269 Incline Bundle Turner
Component
Hydraulic System
Make/Model
WEMHONER N/A



Latest sample tracking label




EID:3711307

Area
MILL
Machine ID
875.97772 Strapper
Component
Hydraulic System
Make/Model
WEMHONER N/A



Latest sample tracking label



EID:4100648

Area
MILL
Machine ID
KLUBER PHB 71-461 - NEW
Component
Grease
Make/Model



Latest sample tracking label