

Download the App



<https://bit.ly/oilapp>



<https://bit.ly/oaplay>

Download the Oil Analysis app from the App Store or Google Play. After installation, use your WebCheck credentials to login to the app.

Take your oil samples



1

Remove the sample label from the sample form and stick to the sample bottle.



2

Take the oil sample as you normally would and re-cap the sample bottle.



3

Ensure that the cap is securely tightened and wipe any excess oil from the sample bottle.

Complete sample submission with the asset tag booklet & the app



4

Using the app, scan the QR code of the machine the sample was taken from. Remove the tracking label from the sample form and stick to the asset log booklet.



5

Next, scan the sample label, and complete the sample information and submit the sample.



1

Login to the app using your WebCheck credentials. The app will cache your machines.



2

Once logged in, click on the "Scan QR Code" button.



3

Locate the machine that was sampled in the asset tag booklet and scan that QR code.



4

The asset is selected & sample submission screen is loaded. Click the "Scan" button.



5

Scan the sample bottle label from your oil sample for the selected machine.



6

The sample is now linked to the machine. Use the "SIMPLE" data entry mode to add info.



7

Select the sample date, take any pictures you want, add a comment if desired, then click the "submit sample" button




8

The sample info has been submitted to the laboratory where the QR code will be scanned, and the sample information automatically retrieved.



9

Submitted samples are listed. To update a samples info slide left. To delete a sample slide right.




EID:4360111

Area
400E POE
Machine ID
37827-CH-1 30 tons
Component
Screw Compressor
Make/Model



*Latest sample
tracking label*




EID:4360113

Area
BTSU-133-BOWEN-THOMPSON STU UNION
Machine ID
22412-CH-1 390 tons
Component
Centrifugal Compressor
Make/Model



*Latest sample
tracking label*




EID:4360114

Area
BTSU-133-BOWEN-THOMPSON STU UNION
Machine ID
22413-CH-2 390 tons
Component
Centrifugal Compressor
Make/Model



*Latest sample
tracking label*




EID:4360115

Area
CCPI-101-CENTRAL CHILLER PLANT 1
Machine ID
22389-CH-1 700 tons
Component
Centrifugal Compressor
Make/Model



*Latest sample
tracking label*




EID:4360116

Area
CCPI-101-CENTRAL CHILLER PLANT 1
Machine ID
22390-CH-2 700 tons
Component
Centrifugal Compressor
Make/Model



*Latest sample
tracking label*



EID:4360119

Area
COLLEGE PARK OFF BLO
Machine ID
23266-CH-1
Component
Screw Compressor
Make/Model



*Latest sample
tracking label*



EID:4360117

Area
CTRX-072-CENTREX CCP2
Machine ID
3559S-CH-1 700 tons
Component
Compressor
Make/Model



*Latest sample
tracking label*




EID:4360118

Area
CTRX-072-CENTREX CCP2
Machine ID
3S596-CH-2 1000 tons
Component
Compressor
Make/Model



*Latest sample
tracking label*




EID:4360125

Area
EAST HALL
Machine ID
22414-CH-1 125 tons
Component
Screw Compressor
Make/Model



*Latest sample
tracking label*




EID:4360128

Area
FOHS-147-FIELD HOUSE
Machine ID
22378-CH-1 160 tons
Component
Screw Compressor
Make/Model



*Latest sample
tracking label*



EID:4360126

Area
FOHS-147-FIELD HOUSE
Machine ID
26299-CH-2 160 tons
Component
Screw Compressor
Make/Model



*Latest sample
tracking label*




EID:4360130

Area
HAYES HALL
Machine ID
41668-CH-1 120 tons
Component
Screw Compressor
Make/Model



*Latest sample
tracking label*




EID:4360131

Area
HAYES HALL
Machine ID
41669-CH-2 120 tons
Component
Screw Compressor
Make/Model



*Latest sample
tracking label*




EID:4360137

Area
KOHL HALL
Machine ID
41850-CH-1 65 tons
Component
Screw Compressor
Make/Model



*Latest sample
tracking label*




EID:4360138

Area
KQ-E128-KREISCHER QUAD
Machine ID
22419-CH-1 16S tons
Component
Screw Compressor
Make/Model



*Latest sample
tracking label*



EID:4360136

Area
LIB-900-JEROME LIBRARY
Machine ID
22379-CH-1 400 tons
Component
Centrifugal Compressor
Make/Model



*Latest sample
tracking label*




EID:4360135

Area
LIB-900-JEROME LIBRARY
Machine ID
26300-CH-2 400 tons
Component
Centrifugal Compressor
Make/Model



*Latest sample
tracking label*



EID:4360139

Area
LSC-670-LIFE SCIENCE BLDG
Machine ID
22396-CH-1 200 tons
Component
Centrifugal Compressor
Make/Model



*Latest sample
tracking label*




EID:4360140

Area
LSC-670-LIFE SCIENCE BLDG
Machine ID
22397-CH-2 200 tons
Component
Centrifugal Compressor
Make/Model



*Latest sample
tracking label*



EID:4360144

Area
MQ-60-MCDONALD QUAD
Machine ID
39686-CH-1
Component
Reciprocating Compressor
Make/Model



*Latest sample
tracking label*



EID:4360143

Area
MSC-100-MATH SCIENCE BLDG
Machine ID
22398-CH-2 200 tons
Component
Centrifugal Compressor
Make/Model



*Latest sample
tracking label*




EID:4360142

Area
MSC-100-MATH SCIENCE BLDG
Machine ID
22399-CH-1 200 tons
Component
Centrifugal Compressor
Make/Model



*Latest sample
tracking label*




EID:4360146

Area
OH-31-OVERMAN HALL
Machine ID
22402-CH-1 200 tons
Component
Centrifugal Compressor
Make/Model



*Latest sample
tracking label*




EID:4360147

Area
OH-31-OVERMAN HALL
Machine ID
22403-CH-2 200 tons
Component
Centrifugal Compressor
Make/Model



*Latest sample
tracking label*



EID:4360145

Area
OLSC-001-OLSCAMP HALL
Machine ID
35696-CH-3 500 tons
Component
Centrifugal Compressor
Make/Model



*Latest sample
tracking label*



EID:4360150

Area
RCL-Perlmeter-North-REG COOP LIB WARE
Machine ID
3SS97-CH-1 100 tons
Component
Screw Compressor
Make/Model



*Latest sample
tracking label*



EID:4360148

Area
RECR-270-RECREATION CTR
Machine ID
22408-CH-2 375 tons
Component
Centrifugal Compressor
Make/Model



*Latest sample
tracking label*




EID:4360149

Area
RECR-270-RECREATION CTR
Machine ID
22409-CH-1 375 tons
Component
Centrifugal Compressor
Make/Model



*Latest sample
tracking label*




EID:4360151

Area
SLATER FAMILY ICE ARENA
Machine ID
22415-CH-1 190 tons
Component
Screw Compressor
Make/Model



*Latest sample
tracking label*



EID:4360152

Area
STADIUM-PERRY
Machine ID
43000-CH-1
Component
Screw Compressor
Make/Model



*Latest sample
tracking label*



EID:4360153

Area
STRH-Perimeter-STROH CENTER
Machine ID
22417-CH-1 190 tons
Component
Screw Compressor
Make/Model



*Latest sample
tracking label*




EID:4360154

Area
STRH-Perimeter-STROH CENTER
Machine ID
22418-CH-2 190 tons
Component
Screw Compressor
Make/Model



*Latest sample
tracking label*




EID:4360155

Area
TB-002-TECHNOLOGY BLDG
Machine ID
22410-CH-1 100 tons
Component
Centrifugal Compressor
Make/Model



*Latest sample
tracking label*



EID:4360156

Area
TB-002-TECHNOLOGY BLDG
Machine ID
22411-CH-2 100 tons
Component
Centrifugal Compressor
Make/Model



*Latest sample
tracking label*