

Download the App



<https://bit.ly/oilapp>



<https://bit.ly/ooplay>

Download the Oil Analysis app from the App Store or Google Play. After installation, use your WebCheck credentials to login to the app.

Take your oil samples



1

Remove the sample label from the sample form and stick to the sample bottle.



2

Take the oil sample as you normally would and re-cap the sample bottle.



3

Ensure that the cap is securely tightened and wipe any excess oil from the sample bottle.

Complete sample submission with the asset tag booklet & the app



4

Using the app, scan the QR code of the machine the sample was taken from. Remove the tracking label from the sample form and stick to the asset log booklet.



5

Next, scan the sample label, and complete the sample information and submit the sample.



1

Login to the app using your WebCheck credentials. The app will cache your machines.



2

Once logged in, click on the "Scan QR Code" button.



3

Locate the machine that was sampled in the asset tag booklet and scan that QR code.



4

The asset is selected & sample submission screen is loaded. Click the "Scan" button.



5

Scan the sample bottle label from your oil sample for the selected machine.



6

The sample is now linked to the machine. Use the "SIMPLE" data entry mode to add info.



7

Select the sample date, take any pictures you want, add a comment if desired, then click the "submit sample" button



8

The sample info has been submitted to the laboratory where the QR code will be scanned, and the sample information automatically retrieved.



9

Submitted samples are listed. To update a samples info slide left. To delete a sample slide right.




EID:2933366

Area
2GS
Machine ID
2G1 2G1 BACK GENERATOR BEARING
Component
Bearing
Make/Model
2G1 BACK GENERATOR BEARING



*Latest sample
tracking label*




EID:2933371

Area
2GS
Machine ID
2G1 2G1 FRONT GENERATOR BEARING
Component
Bearing
Make/Model
2G1 FRONT GENERATOR BEARING



*Latest sample
tracking label*




EID:3534772

Area
2GS
Machine ID
2G1 GOVERNOR
Component
Hydraulic System
Make/Model



*Latest sample
tracking label*




EID:2933365

Area
2GS
Machine ID
2G2 2G2 BACK GENERATOR BEARING
Component
Bearing
Make/Model
2G2 BACK GENERATOR BEARING



*Latest sample
tracking label*



EID:2933364

Area
2GS
Machine ID
2G2 2G2 FRONT GENERATOR BEARING
Component
Bearing
Make/Model
2G2 FRONT GENERATOR BEARING



*Latest sample
tracking label*




EID:3534774

Area
2GS
Machine ID
2G2GOVERNOR
Component
Hydraulic System
Make/Model



*Latest sample
tracking label*




EID:2933362

Area
2GS
Machine ID
2G3 2G3 BACK GENERATOR BEARING
Component
Bearing
Make/Model
2G3 BACK GENERATOR BEARING



*Latest sample
tracking label*




EID:2933363

Area
2GS
Machine ID
2G3 2G3 FRONT GENERATOR BEARING
Component
Bearing
Make/Model
2G3 FRONT GENERATOR BEARING



*Latest sample
tracking label*




EID:3534775

Area
2GS
Machine ID
2G3GOVERNOR
Component
Hydraulic System
Make/Model



*Latest sample
tracking label*




EID:2933369

Area
2GS
Machine ID
2G4 2G4 BACK GENERATOR BEARING
Component
Bearing
Make/Model
2G4 BACK GENERATOR BEARING



*Latest sample
tracking label*




EID:2933370

Area
2GS
Machine ID
2G4 2G4 FRONT GENERATOR BEARING
Component
Bearing
Make/Model
2G4 FRONT GENERATOR BEARING



*Latest sample
tracking label*




EID:3534776

Area
2GS
Machine ID
2G4GOVERNOR
Component
Hydraulic System
Make/Model



*Latest sample
tracking label*




EID:2933485

Area
2GS
Machine ID
2G5 2G5 GEARBOX
Component
Gearbox
Make/Model
2G5 GEARBOX



*Latest sample
tracking label*




EID:3530322

Area
2GS
Machine ID
2GS-T1
Component
Transformer Oil
Make/Model



*Latest sample
tracking label*



EID:3530323

Area
2GS
Machine ID
2GS-T2
Component
Transformer Oil
Make/Model



*Latest sample
tracking label*