

### Download the App



<https://bit.ly/oilapp>



<https://bit.ly/oaplay>

Download the Oil Analysis app from the App Store or Google Play. After installation, use your WebCheck credentials to login to the app.

### Take your oil samples



1

Remove the sample label from the sample form and stick to the sample bottle.



2

Take the oil sample as you normally would and re-cap the sample bottle.



3

Ensure that the cap is securely tightened and wipe any excess oil from the sample bottle.

### Complete sample submission with the asset tag booklet & the app



4

Using the app, scan the QR code of the machine the sample was taken from. Remove the tracking label from the sample form and stick to the asset log booklet.



5

Next, scan the sample label, and complete the sample information and submit the sample.



1

Login to the app using your WebCheck credentials. The app will cache your machines.



2

Once logged in, click on the "Scan QR Code" button.



3

Locate the machine that was sampled in the asset tag booklet and scan that QR code.



4

The asset is selected & sample submission screen is loaded. Click the "Scan" button.



5

Scan the sample bottle label from your oil sample for the selected machine.



6

The sample is now linked to the machine. Use the "SIMPLE" data entry mode to add info.



7

Select the sample date, take any pictures you want, add a comment if desired, then click the "submit sample" button



8

The sample info has been submitted to the laboratory where the QR code will be scanned, and the sample information automatically retrieved.



9

Submitted samples are listed. To update a samples info slide left. To delete a sample slide right.




EID:3446181

Area  
{unassigned}  
Machine ID  
**EBE2\_U2220 EBE2\_U2220\_M2220**  
Component  
Drive End Bearing  
Make/Model  
SIEMENS 4500 HP



*Latest sample  
tracking label*




EID:3446185

Area  
{unassigned}  
Machine ID  
**EBE2\_U2220 EBE2\_U2220\_M2220**  
Component  
Non-Drive End Bearing  
Make/Model  
SIEMENS 4500 HP



*Latest sample  
tracking label*




EID:3446189

Area  
{unassigned}  
Machine ID  
**EBE2\_U2220 EBE2\_U2220\_P2220**  
Component  
Drive End Pump  
Make/Model  
SULZER PUMP



*Latest sample  
tracking label*




EID:3446191

Area  
{unassigned}  
Machine ID  
**EBE2\_U2220 EBE2\_U2220\_P2220**  
Component  
Non-Drive End Pump  
Make/Model  
SULZER PUMP



*Latest sample  
tracking label*




EID:3446188

Area  
{unassigned}  
Machine ID  
**EBE2\_U2320 EBE2\_U2320\_M2320**  
Component  
Drive End Bearing  
Make/Model  
SIEMENS 4500 HP



*Latest sample  
tracking label*




EID:3446183

Area  
{unassigned}  
Machine ID  
**EBE2\_U2320 EBE2\_U2320\_M2320**  
Component  
Non-Drive End Bearing  
Make/Model  
SIEMENS 4500 HP



*Latest sample  
tracking label*




EID:3446187

Area  
{unassigned}  
Machine ID  
**EBE2\_U2320 EBE2\_U2320\_P2320**  
Component  
Non-Drive End Pump  
Make/Model  
SULZER PUMP



*Latest sample  
tracking label*




EID:3446192

Area  
{unassigned}  
Machine ID  
**EBE2\_U2320 EBE2\_U2320\_P2320**  
Component  
Drive End Pump  
Make/Model  
SULZER PUMP



*Latest sample  
tracking label*




EID:3446179

Area  
{unassigned}  
Machine ID  
**EBEN\_U2120 EBEN\_U2120\_M2120**  
Component  
Drive End Bearing  
Make/Model  
SIEMENS 1750 HP



*Latest sample  
tracking label*




EID:3446180

Area  
{unassigned}  
Machine ID  
**EBEN\_U2120 EBEN\_U2120\_P2120**  
Component  
Drive End Pump  
Make/Model  
PUMP WORKS 610



*Latest sample  
tracking label*




EID:3446186

Area  
{unassigned}  
Machine ID  
**EBEN\_U2120 EBEN\_U2120\_P2120**  
Component  
Non-Drive End Pump  
Make/Model  
PUMP WORKS 610



*Latest sample  
tracking label*




EID:3446184

Area  
{unassigned}  
Machine ID  
**HOLL\_U2120 HOLL\_U2120\_M2120**  
Component  
Drive End Bearing  
Make/Model  
SIEMENS 1500 HP



*Latest sample  
tracking label*




EID:3446343

Area  
{unassigned}  
Machine ID  
**HOLL\_U2120 HOLL\_U2120\_M2120**  
Component  
Non-Drive End Bearing  
Make/Model  
SIEMENS 1500 HP



*Latest sample  
tracking label*




EID:3446193

Area  
{unassigned}  
Machine ID  
**HOLL\_U2120 HOLL\_U2120\_P2120**  
Component  
Non-Drive End Pump  
Make/Model  
PUMP WORKS 610



*Latest sample  
tracking label*




EID:3446190

Area  
{unassigned}  
Machine ID  
**HOLL\_U2120 HOLL\_U2120\_P2120**  
Component  
Drive End Pump  
Make/Model  
PUMP WORKS 610



*Latest sample  
tracking label*



EID:3446182

Area

**N**

Machine ID

**EBEN\_U2120 EBEN\_U2120\_M2120**

Component

**Non-Drive End Bearing**

Make/Model

**SIEMENS 1750 HP**



*Latest sample  
tracking label*