

### Download the App



<https://bit.ly/oilapp>



<https://bit.ly/oaplay>

Download the Oil Analysis app from the App Store or Google Play. After installation, use your WebCheck credentials to login to the app.

### Take your oil samples



1

Remove the sample label from the sample form and stick to the sample bottle.



2

Take the oil sample as you normally would and re-cap the sample bottle.



3

Ensure that the cap is securely tightened and wipe any excess oil from the sample bottle.

### Complete sample submission with the asset tag booklet & the app



4

Using the app, scan the QR code of the machine the sample was taken from. Remove the tracking label from the sample form and stick to the asset log booklet.



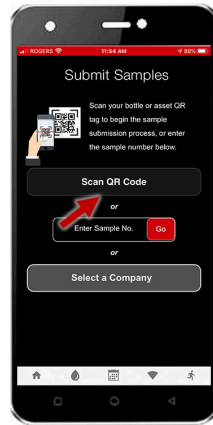
5

Next, scan the sample label, and complete the sample information and submit the sample.



1

Login to the app using your WebCheck credentials. The app will cache your machines.



2

Once logged in, click on the "Scan QR Code" button.



3

Locate the machine that was sampled in the asset tag booklet and scan that QR code.



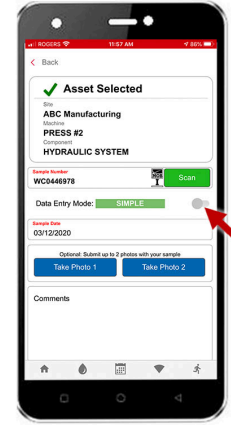
4

The asset is selected & sample submission screen is loaded. Click the "Scan" button.



5

Scan the sample bottle label from your oil sample for the selected machine.



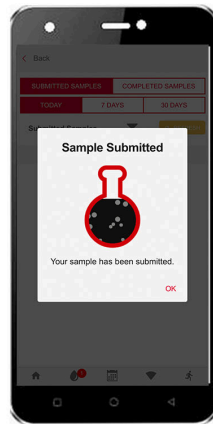
6

The sample is now linked to the machine. Use the "SIMPLE" data entry mode to add info.



7

Select the sample date, take any pictures you want, add a comment if desired, then click the "submit sample" button




8

The sample info has been submitted to the laboratory where the QR code will be scanned, and the sample information automatically retrieved.



9

Submitted samples are listed. To update a samples info slide left. To delete a sample slide right.




EID:3389230

Area  
{unassigned}  
Machine ID  
**RAWS\_U2120 RAWS\_U2120\_M2120**  
Component  
Non-Drive End Bearing  
Make/Model



*Latest sample  
tracking label*




EID:3389225

Area  
{unassigned}  
Machine ID  
**RAWS\_U2120 RAWS\_U2120\_M2120**  
Component  
Drive End Bearing  
Make/Model



*Latest sample  
tracking label*




EID:3481442

Area  
{unassigned}  
Machine ID  
**RAWS\_U2120 RAWS\_U2120\_M2120**  
Component  
Lube System  
Make/Model



*Latest sample  
tracking label*




EID:3389246

Area  
{unassigned}  
Machine ID  
**RAWS\_U2120 RAWS\_U2120\_P2120**  
Component  
Drive End Pump  
Make/Model



*Latest sample  
tracking label*




EID:3389241

Area  
{unassigned}  
Machine ID  
**RAWS\_U2120 RAWS\_U2120\_P2120**  
Component  
Non-Drive End Pump  
Make/Model



*Latest sample  
tracking label*




EID:3389229

Area  
{unassigned}  
Machine ID  
**RAWS\_U2220 RAWs\_U2220\_M2220**  
Component  
Lube System  
Make/Model



*Latest sample  
tracking label*



EID:3389231

Area  
{unassigned}  
Machine ID  
**RAWS\_U2220 RAWs\_U2220\_M2220**  
Component  
Drive End Bearing  
Make/Model



*Latest sample  
tracking label*




EID:3389232

Area  
{unassigned}  
Machine ID  
**RAWS\_U2220 RAWs\_U2220\_M2220**  
Component  
Non-Drive End Bearing  
Make/Model



*Latest sample  
tracking label*




EID:3389237

Area  
{unassigned}  
Machine ID  
**RAWS\_U2220 RAWs\_U2220\_P2220**  
Component  
Non-Drive End Pump  
Make/Model



*Latest sample  
tracking label*



EID:3389242

Area  
{unassigned}  
Machine ID  
**RAWS\_U2220 RAWs\_U2220\_P2220**  
Component  
Drive End Pump  
Make/Model



*Latest sample  
tracking label*