

Download the App



<https://bit.ly/oilapp>



<https://bit.ly/oaplay>

Download the Oil Analysis app from the App Store or Google Play. After installation, use your WebCheck credentials to login to the app.

Take your oil samples



1

Remove the sample label from the sample form and stick to the sample bottle.



2

Take the oil sample as you normally would and re-cap the sample bottle.



3

Ensure that the cap is securely tightened and wipe any excess oil from the sample bottle.

Complete sample submission with the asset tag booklet & the app



4

Using the app, scan the QR code of the machine the sample was taken from. Remove the tracking label from the sample form and stick to the asset log booklet.



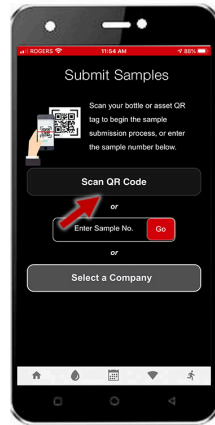
5

Next, scan the sample label, and complete the sample information and submit the sample.



1

Login to the app using your WebCheck credentials. The app will cache your machines.



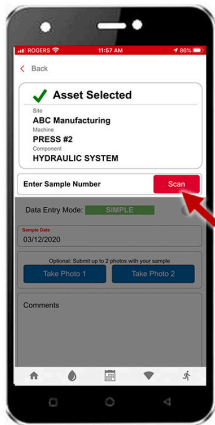
2

Once logged in, click on the "Scan QR Code" button.



3

Locate the machine that was sampled in the asset tag booklet and scan that QR code.



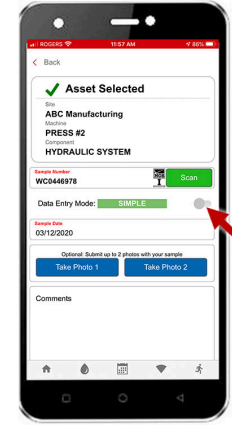
4

The asset is selected & sample submission screen is loaded. Click the "Scan" button.



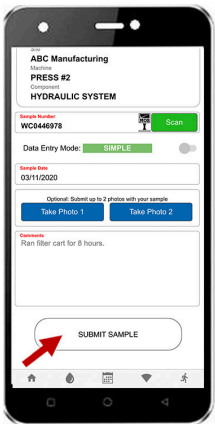
5

Scan the sample bottle label from your oil sample for the selected machine.



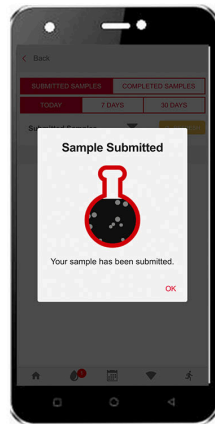
6

The sample is now linked to the machine. Use the "SIMPLE" data entry mode to add info.



7

Select the sample date, take any pictures you want, add a comment if desired, then click the "submit sample" button




8

The sample info has been submitted to the laboratory where the QR code will be scanned, and the sample information automatically retrieved.



9

Submitted samples are listed. To update a samples info slide left. To delete a sample slide right.




EID:3676943

Area
{unassigned}
Machine ID
1205
Component
Diesel Engine
Make/Model



*Latest sample
tracking label*




EID:3629408

Area
{unassigned}
Machine ID
1253
Component
Diesel Engine
Make/Model



*Latest sample
tracking label*




EID:3629410

Area
{unassigned}
Machine ID
1257
Component
Diesel Engine
Make/Model



*Latest sample
tracking label*




EID:3562151

Area
{unassigned}
Machine ID
223008-614
Component
Diesel Engine
Make/Model
STERLING YARD TRUCK



*Latest sample
tracking label*




EID:3623105

Area
{unassigned}
Machine ID
323
Component
Hydraulic System
Make/Model



*Latest sample
tracking label*




EID:3698557

Area
{unassigned}
Machine ID
433
Component
Diesel Engine
Make/Model



*Latest sample
tracking label*




EID:3562061

Area
{unassigned}
Machine ID
529017-1206
Component
Diesel Engine
Make/Model
WESTERN STAR 4900SB



*Latest sample
tracking label*




EID:3665245

Area
{unassigned}
Machine ID
614
Component
Diesel Engine
Make/Model



*Latest sample
tracking label*




EID:3561912

Area
{unassigned}
Machine ID
EX0079-438
Component
Diesel Engine
Make/Model
KOMATSU PC300LC-7



*Latest sample
tracking label*



EID:3561913

Area
{unassigned}
Machine ID
WL0098-492
Component
Diesel Engine
Make/Model
CATERPILLAR 938K WHEEL LOADER



*Latest sample
tracking label*