

Download the App



<https://bit.ly/oilapp>



<https://bit.ly/oaplay>

Download the Oil Analysis app from the App Store or Google Play. After installation, use your WebCheck credentials to login to the app.

Take your oil samples



1

Remove the sample label from the sample form and stick to the sample bottle.



2

Take the oil sample as you normally would and re-cap the sample bottle.



3

Ensure that the cap is securely tightened and wipe any excess oil from the sample bottle.

Complete sample submission with the asset tag booklet & the app



4

Using the app, scan the QR code of the machine the sample was taken from. Remove the tracking label from the sample form and stick to the asset log booklet.



5

Next, scan the sample label, and complete the sample information and submit the sample.



1

Login to the app using your WebCheck credentials. The app will cache your machines.



2

Once logged in, click on the "Scan QR Code" button.



3

Locate the machine that was sampled in the asset tag booklet and scan that QR code.



4

The asset is selected & sample submission screen is loaded. Click the "Scan" button.



5

Scan the sample bottle label from your oil sample for the selected machine.



6

The sample is now linked to the machine. Use the "SIMPLE" data entry mode to add info.



7

Select the sample date, take any pictures you want, add a comment if desired, then click the "submit sample" button




8

The sample info has been submitted to the laboratory where the QR code will be scanned, and the sample information automatically retrieved.



9

Submitted samples are listed. To update a samples info slide left. To delete a sample slide right.




EID:3229091

Area
{unassigned}
Machine ID
HITACHI 210LC 7004531 (S/N 1FFDC571TGF340108)
Component
Hydraulic System
Make/Model
HITACHI 210LC



*Latest sample
tracking label*




EID:3229103

Area
{unassigned}
Machine ID
HITACHI 210LC 7004531 (S/N 1FFDC571TGF340108)
Component
Right Final Drive
Make/Model
HITACHI 210LC



*Latest sample
tracking label*




EID:3229104

Area
{unassigned}
Machine ID
HITACHI 210LC 7004531 (S/N 1FFDC571TGF340108)
Component
Left Final Drive
Make/Model
HITACHI 210LC



*Latest sample
tracking label*




EID:3229105

Area
{unassigned}
Machine ID
HITACHI 210LC 7004531 (S/N 1FFDC571TGF340108)
Component
Swing Drive
Make/Model
HITACHI 210LC



*Latest sample
tracking label*



EID:3229109

Area
{unassigned}
Machine ID
HITACHI 210LC 7004531 (S/N 1FFDC571TGF340108)
Component
Pump Drive
Make/Model
HITACHI 210LC



*Latest sample
tracking label*




EID:3229155

Area
 {unassigned}
 Machine ID
HITACHI 210LC 7004531 (S/N 1FFDC571TGF340108)
 Component
 Diesel Engine
 Make/Model
 HITACHI 210LC



Latest sample tracking label




EID:3415587

Area
 {unassigned}
 Machine ID
JOHN DEERE 310E 1DW310EXAKF697697
 Component
 Hydraulic System
 Make/Model
 JOHN DEERE 310E



Latest sample tracking label




EID:3415594

Area
 {unassigned}
 Machine ID
JOHN DEERE 310E 1DW310EXAKF697697
 Component
 Diesel Engine
 Make/Model
 JOHN DEERE 310E



Latest sample tracking label




EID:3415595

Area
 {unassigned}
 Machine ID
JOHN DEERE 310E 1DW310EXAKF697697
 Component
 Transmission (Auto)
 Make/Model
 JOHN DEERE 310E



Latest sample tracking label




EID:3415596

Area
 {unassigned}
 Machine ID
JOHN DEERE 310E 1DW310EXAKF697697
 Component
 Front Axle
 Make/Model
 JOHN DEERE 310E



Latest sample tracking label




EID:3415597

Area
 {unassigned}
 Machine ID
JOHN DEERE 310E 1DW310EXAKF697697
 Component
 Rear Axle
 Make/Model
 JOHN DEERE 310E



Latest sample tracking label




EID:3415598

Area
 {unassigned}
 Machine ID
JOHN DEERE 310E 1DW310EXAKF697697
 Component
 Front Left Planetary
 Make/Model
 JOHN DEERE 310E



Latest sample tracking label




EID:3415599

Area
 {unassigned}
 Machine ID
JOHN DEERE 310E 1DW310EXAKF697697
 Component
 Front Right Planetary
 Make/Model
 JOHN DEERE 310E



Latest sample tracking label




EID:3415600

Area
 {unassigned}
 Machine ID
JOHN DEERE 310E 1DW310EXAKF697697
 Component
 Rear Left Planetary
 Make/Model
 JOHN DEERE 310E



Latest sample tracking label




EID:3415601

Area
 {unassigned}
 Machine ID
JOHN DEERE 310E 1DW310EXAKF697697
 Component
 Rear Right Planetary
 Make/Model
 JOHN DEERE 310E



Latest sample tracking label




EID:3415602

Area
 {unassigned}
 Machine ID
JOHN DEERE 310E 1DW310EXAKF697697
 Component
 Transfer Gearbox
 Make/Model
 JOHN DEERE 310E



Latest sample tracking label




EID:3415603

Area
 {unassigned}
 Machine ID
JOHN DEERE 310E 1DW310EXAKF697697
 Component
 Middle Left Planetary
 Make/Model
 JOHN DEERE 310E



Latest sample tracking label




EID:3415604

Area
 {unassigned}
 Machine ID
JOHN DEERE 310E 1DW310EXAKF697697
 Component
 Middle Right Planetary
 Make/Model
 JOHN DEERE 310E



Latest sample tracking label




EID:3415858

Area
 {unassigned}
 Machine ID
JOHN DEERE 310E 1DW310EXAKF697697
 Component
 Center Axle
 Make/Model
 JOHN DEERE 310E



Latest sample tracking label




EID:3743017

Area
 {unassigned}
 Machine ID
JOHN DEERE 310E 1DW310EXAKF697697
 Component
 Center Differential
 Make/Model
 JOHN DEERE 310E



Latest sample tracking label




EID:3743018

Area
 {unassigned}
 Machine ID
JOHN DEERE 310E 1DW310EXAKF697697
 Component
 Front Differential
 Make/Model
 JOHN DEERE 310E



Latest sample tracking label




EID:3743019

Area
 {unassigned}
 Machine ID
JOHN DEERE 310E 1DW310EXAKF697697
 Component
 Rear Differential
 Make/Model
 JOHN DEERE 310E



Latest sample tracking label




EID:3743020

Area
 {unassigned}
 Machine ID
JOHN DEERE 310E 1DW310EXAKF697697
 Component
 Diesel Engine
 Make/Model
 JOHN DEERE 310E



Latest sample tracking label




EID:3743021

Area
 {unassigned}
 Machine ID
JOHN DEERE 310E 1DW310EXAKF697697
 Component
 Hydraulic System
 Make/Model
 JOHN DEERE 310E



Latest sample tracking label




EID:4180265

Area
 {unassigned}
 Machine ID
JOHN DEERE 310E 1DW310EXAKF697697
 Component
 Transmission
 Make/Model
 JOHN DEERE 310E



Latest sample tracking label



EID:3742972

Area
 {unassigned}
 Machine ID
JOHN DEERE 310E 1DW310EXCJF685593
 Component
Center Axle
 Make/Model
JOHN DEERE 310E



Latest sample tracking label




EID:3742973

Area
 {unassigned}
 Machine ID
JOHN DEERE 310E 1DW310EXCJF685593
 Component
Transmission
 Make/Model
JOHN DEERE 310E



Latest sample tracking label




EID:3203747

Area
 {unassigned}
 Machine ID
JOHN DEERE 310E 1DW310EXCJF685593
 Component
Diesel Engine
 Make/Model
JOHN DEERE 310E



Latest sample tracking label




EID:3203855

Area
 {unassigned}
 Machine ID
JOHN DEERE 310E 1DW310EXCJF685593
 Component
Hydraulic System
 Make/Model
JOHN DEERE 310E



Latest sample tracking label




EID:3203865

Area
 {unassigned}
 Machine ID
JOHN DEERE 310E 1DW310EXCJF685593
 Component
Center Differential
 Make/Model
JOHN DEERE 310E



Latest sample tracking label




EID:3203866

Area
{unassigned}
Machine ID
JOHN DEERE 310E 1DW310EXCJF685593
Component
Front Differential
Make/Model
JOHN DEERE 310E



*Latest sample
tracking label*



EID:3255164

Area
{unassigned}
Machine ID
JOHN DEERE 310E 1DW310EXCJF685593
Component
Transmission (Auto)
Make/Model
JOHN DEERE 310E



*Latest sample
tracking label*




EID:3255371

Area
{unassigned}
Machine ID
JOHN DEERE 310E 1DW310EXCJF685593
Component
Front Left Planetary
Make/Model
JOHN DEERE 310E



*Latest sample
tracking label*




EID:3255372

Area
{unassigned}
Machine ID
JOHN DEERE 310E 1DW310EXCJF685593
Component
Front Right Planetary
Make/Model
JOHN DEERE 310E



*Latest sample
tracking label*




EID:3255373

Area
{unassigned}
Machine ID
JOHN DEERE 310E 1DW310EXCJF685593
Component
Rear Left Planetary
Make/Model
JOHN DEERE 310E



*Latest sample
tracking label*




EID:3255374

Area
 {unassigned}
 Machine ID
JOHN DEERE 310E 1DW310EXCJF685593
 Component
 Rear Right Planetary
 Make/Model
 JOHN DEERE 310E



Latest sample tracking label




EID:3255375

Area
 {unassigned}
 Machine ID
JOHN DEERE 310E 1DW310EXCJF685593
 Component
 Transfer Gearbox
 Make/Model
 JOHN DEERE 310E



Latest sample tracking label




EID:3255376

Area
 {unassigned}
 Machine ID
JOHN DEERE 310E 1DW310EXCJF685593
 Component
 Middle Left Planetary
 Make/Model
 JOHN DEERE 310E



Latest sample tracking label




EID:3255377

Area
 {unassigned}
 Machine ID
JOHN DEERE 310E 1DW310EXCJF685593
 Component
 Middle Right Planetary
 Make/Model
 JOHN DEERE 310E



Latest sample tracking label



EID:3400223

Area
 {unassigned}
 Machine ID
JOHN DEERE 310E 1DW310EXCJF685593
 Component
 Rear Differential
 Make/Model
 JOHN DEERE 310E



Latest sample tracking label



EID:3400424

Area
 {unassigned}
 Machine ID
JOHN DEERE 310E 1DW310EXCJF685593
 Component
Front Axle
 Make/Model
JOHN DEERE 310E



Latest sample tracking label




EID:3400425

Area
 {unassigned}
 Machine ID
JOHN DEERE 310E 1DW310EXCJF685593
 Component
Rear Axle
 Make/Model
JOHN DEERE 310E



Latest sample tracking label




EID:3715483

Area
 {unassigned}
 Machine ID
JOHN DEERE 310E 1DW310EXCJF692990
 Component
Diesel Engine
 Make/Model
JOHN DEERE 310E



Latest sample tracking label




EID:3715547

Area
 {unassigned}
 Machine ID
JOHN DEERE 310E 1DW310EXCJF692990
 Component
Hydraulic System
 Make/Model
JOHN DEERE 310E



Latest sample tracking label




EID:3715687

Area
 {unassigned}
 Machine ID
JOHN DEERE 310E 1DW310EXCJF692990
 Component
Transmission (Auto)
 Make/Model
JOHN DEERE 310E



Latest sample tracking label




EID:3715736

Area
{unassigned}
Machine ID
JOHN DEERE 310E 1DW310EXCJF692990
Component
Center Differential
Make/Model
JOHN DEERE 310E



*Latest sample
tracking label*




EID:3715809

Area
{unassigned}
Machine ID
JOHN DEERE 310E 1DW310EXCJF692990
Component
Front Differential
Make/Model
JOHN DEERE 310E



*Latest sample
tracking label*




EID:3715812

Area
{unassigned}
Machine ID
JOHN DEERE 310E 1DW310EXCJF692990
Component
Rear Differential
Make/Model
JOHN DEERE 310E



*Latest sample
tracking label*




EID:3744543

Area
{unassigned}
Machine ID
JOHN DEERE 310E 1DW310EXCJF692990
Component
Transmission
Make/Model
JOHN DEERE 310E



*Latest sample
tracking label*




EID:4121909

Area
{unassigned}
Machine ID
JOHN DEERE 310E 1DW310EXCJF692990
Component
Center Axle
Make/Model
JOHN DEERE 310E



*Latest sample
tracking label*




EID:4121910

Area
 {unassigned}
 Machine ID
JOHN DEERE 310E 1DW310EXCJF692990
 Component
Front Axle
 Make/Model
JOHN DEERE 310E



Latest sample tracking label




EID:4121911

Area
 {unassigned}
 Machine ID
JOHN DEERE 310E 1DW310EXCJF692990
 Component
Rear Axle
 Make/Model
JOHN DEERE 310E



Latest sample tracking label




EID:3255176

Area
 {unassigned}
 Machine ID
JOHN DEERE 310E 1DW310EXEJF685830
 Component
Transmission (Auto)
 Make/Model
JOHN DEERE 310E



Latest sample tracking label




EID:3255230

Area
 {unassigned}
 Machine ID
JOHN DEERE 310E 1DW310EXEJF685830
 Component
Front Differential
 Make/Model
JOHN DEERE 310E



Latest sample tracking label




EID:3255231

Area
 {unassigned}
 Machine ID
JOHN DEERE 310E 1DW310EXEJF685830
 Component
Rear Differential
 Make/Model
JOHN DEERE 310E



Latest sample tracking label




EID:3255233

Area
 {unassigned}
 Machine ID
JOHN DEERE 310E 1DW310EXEJF685830
 Component
 Center Differential
 Make/Model
 JOHN DEERE 310E



Latest sample tracking label



EID:3255245

Area
 {unassigned}
 Machine ID
JOHN DEERE 310E 1DW310EXEJF685830
 Component
 Diesel Engine
 Make/Model
 JOHN DEERE 310E



Latest sample tracking label




EID:3255246

Area
 {unassigned}
 Machine ID
JOHN DEERE 310E 1DW310EXEJF685830
 Component
 Hydraulic System
 Make/Model
 JOHN DEERE 310E



Latest sample tracking label




EID:3685788

Area
 {unassigned}
 Machine ID
JOHN DEERE 310E 1DW310EXEMF711881
 Component
 Diesel Engine
 Make/Model
 JOHN DEERE 310E



Latest sample tracking label




EID:3685882

Area
 {unassigned}
 Machine ID
JOHN DEERE 310E 1DW310EXEMF711881
 Component
 Rear Differential
 Make/Model
 JOHN DEERE 310E



Latest sample tracking label




EID:3685883

Area
{unassigned}
Machine ID
JOHN DEERE 310E 1DW310EXEMF711881
Component
Front Differential
Make/Model
JOHN DEERE 310E



*Latest sample
tracking label*




EID:3685912

Area
{unassigned}
Machine ID
JOHN DEERE 310E 1DW310EXEMF711881
Component
Hydraulic System
Make/Model
JOHN DEERE 310E



*Latest sample
tracking label*




EID:3686058

Area
{unassigned}
Machine ID
JOHN DEERE 310E 1DW310EXEMF711881
Component
Center Differential
Make/Model
JOHN DEERE 310E



*Latest sample
tracking label*




EID:4118116

Area
{unassigned}
Machine ID
JOHN DEERE 310E 1DW310EXEMF711881
Component
Center Axle
Make/Model
JOHN DEERE 310E



*Latest sample
tracking label*




EID:4118117

Area
{unassigned}
Machine ID
JOHN DEERE 310E 1DW310EXEMF711881
Component
Front Axle
Make/Model
JOHN DEERE 310E



*Latest sample
tracking label*




EID:4118118

Area
{unassigned}
Machine ID
JOHN DEERE 310E 1DW310EXEMF711881
Component
Rear Axle
Make/Model
JOHN DEERE 310E



*Latest sample
tracking label*




EID:4118119

Area
{unassigned}
Machine ID
JOHN DEERE 310E 1DW310EXEMF711881
Component
Transmission
Make/Model
JOHN DEERE 310E



*Latest sample
tracking label*



EID:3742777

Area
{unassigned}
Machine ID
JOHN DEERE 310E 1DW310EXEMF711881
Component
Transmission (Auto)
Make/Model
JOHN DEERE 310E



*Latest sample
tracking label*