

Download the App



<https://bit.ly/oilapp>



<https://bit.ly/oaplay>

Download the Oil Analysis app from the App Store or Google Play. After installation, use your WebCheck credentials to login to the app.

Take your oil samples



1

Remove the sample label from the sample form and stick to the sample bottle.



2

Take the oil sample as you normally would and re-cap the sample bottle.



3

Ensure that the cap is securely tightened and wipe any excess oil from the sample bottle.

Complete sample submission with the asset tag booklet & the app



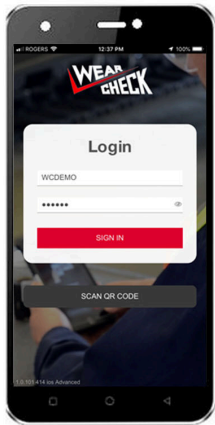
4

Using the app, scan the QR code of the machine the sample was taken from. Remove the tracking label from the sample form and stick to the asset log booklet.



5

Next, scan the sample label, and complete the sample information and submit the sample.



1

Login to the app using your WebCheck credentials. The app will cache your machines.



2

Once logged in, click on the "Scan QR Code" button.



3

Locate the machine that was sampled in the asset tag booklet and scan that QR code.



4

The asset is selected & sample submission screen is loaded. Click the "Scan" button.



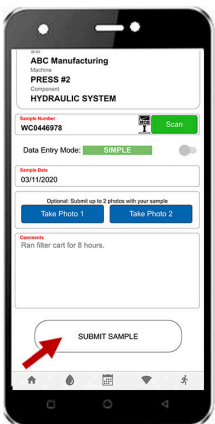
5

Scan the sample bottle label from your oil sample for the selected machine.



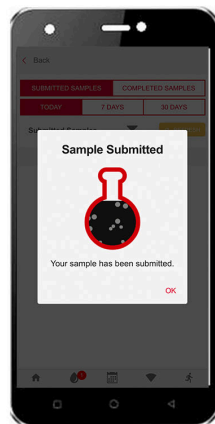
6

The sample is now linked to the machine. Use the "SIMPLE" data entry mode to add info.



7

Select the sample date, take any pictures you want, add a comment if desired, then click the "submit sample" button




8

The sample info has been submitted to the laboratory where the QR code will be scanned, and the sample information automatically retrieved.



9

Submitted samples are listed. To update a samples info slide left. To delete a sample slide right.




EID:2971993

Area
{unassigned}
Machine Id
Edgetek #1 MC 123 (S/N ESAX-16)
Component
Machining Fluid
Make/Model
0798-0790



Latest sample tracking label




EID:3148838

Area
{unassigned}
Machine Id
EDM #1 MC 256 (S/N 0238)
Component
Machining Fluid
Make/Model
EDM SODICK AG 60L



Latest sample tracking label




EID:2971994

Area
{unassigned}
Machine Id
EDM #2 MC 217 (S/N 0068)
Component
Machining Fluid
Make/Model
EDM SODICK AG 60L



Latest sample tracking label




EID:3145734

Area
{unassigned}
Machine Id
EDM #3 MC 320 (S/N T-0549)
Component
Machining Fluid
Make/Model
EDM SODICK AQ 55L



Latest sample tracking label



EID:3082911

Area
{unassigned}
Machine Id
FURNACE B MC 80 (S/N BN9906)
Component
Coolant
Make/Model
VAC FURNACE VAH 4872 HV2



Latest sample tracking label