

Descargá la App



<https://bit.ly/oilapp>



<https://bit.ly/ooplay>

Descargá la aplicación de WebCheck desde la App Store o Google Play. Después de la instalación, ingresá con tus credenciales.

Tomá tus muestras de aceite



1

Retirá la etiqueta de la muestra del formulario y pegala en la botella de muestra.



2

Tomá tu muestra respetando cuidadosamente cada paso del procedimiento.



3

Asegurate de que la tapa esté bien ajustada y limpiá cualquier exceso de aceite de la botella de muestra.

Completá el envío de escaneando el QR del equipo (con Asset Tag o Booklet)



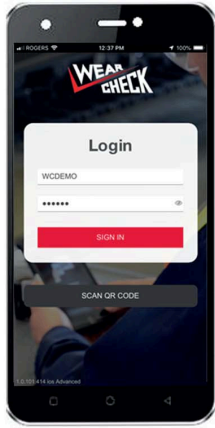
4

Utilizá la App, para escanear el código QR del equipo (desde el booklet de activos o desde el Asset Tag). En caso de utilizar el booklet, pegá el QR en el equipo correspondiente desde donde se tomó la muestra.



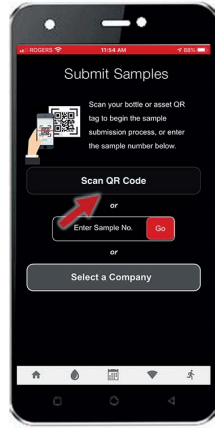
5

Luego, escaneá la etiqueta de la muestra, completá la información de la muestra y enviá la muestra.



1

Iniciá sesión en la aplicación utilizando tus credenciales de WebCheck.



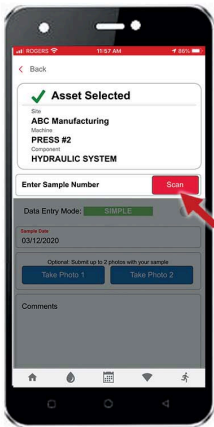
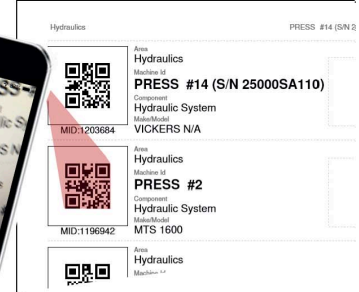
2

Una vez que hayas iniciado sesión, haz clic en el botón "Escanear código QR".



3

Escanéa el equipo ya sea con el QR de la tarjeta de identificación presente en el equipo o con el QR del booklet de equipos.



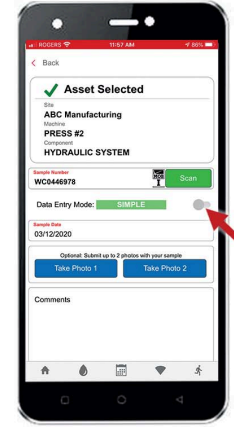
4

Seleccioná el activo que corresponda dentro de la pantalla de envío de muestra y luego seleccioná "Escanear".



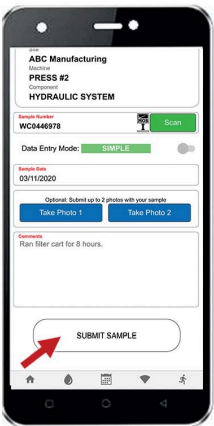
5

Escanéa el QR del envase de la muestra correspondiente al equipo seleccionado.



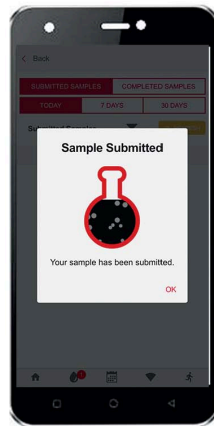
6

La muestra ahora está vinculada al equipo. Utilizó el modo de entrada de datos "SIMPLE" para agregar información.



7

Seleccioná la fecha de la muestra, agregá fotos de la muestra que consideres relevante informar, podés añadir comentarios. Al finalizar seleccioná




8

La información de la muestra ha sido enviada al laboratorio donde se escaneará el QR y se recuperará automáticamente la información pre-cargada de la muestra.




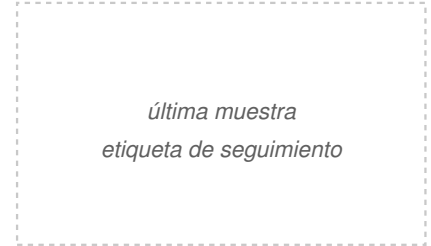
9

Las muestras enviadas se enumeran. Para actualizar la información de una muestra, deslice hacia la izquierda. Para eliminar una muestra, deslice hacia la derecha.




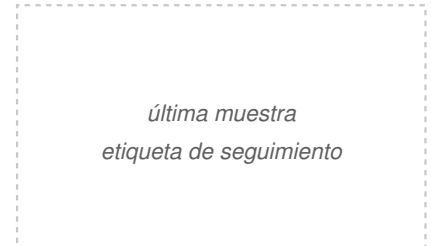
EID:4193231

Area
{unassigned}
Machine ID
103 B
Component
Not Applicable
Make/Model
Genérico




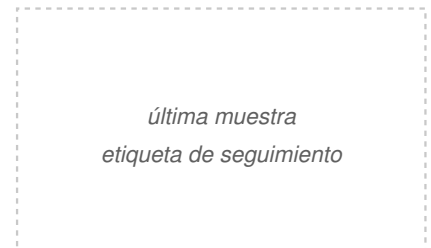
EID:4193230

Area
{unassigned}
Machine ID
103A
Component
Not Applicable
Make/Model
Genérico




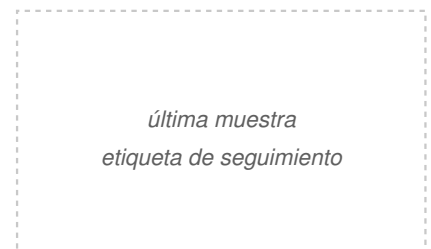
EID:4193213

Area
{unassigned}
Machine ID
301 (S/N 167125/2)
Component
Gear Reducer
Make/Model
AEH13.220E



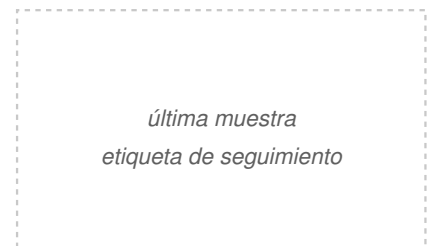
EID:4193214


Area
{unassigned}
Machine ID
302 (S/N 167125/2)
Component
Gear Reducer
Make/Model
AEH13.220E



EID:4193215

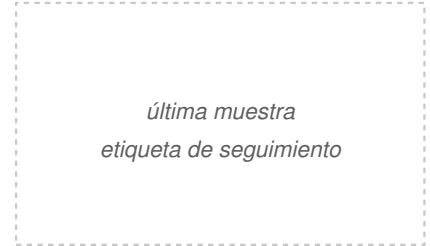
Area
{unassigned}
Machine ID
303 (S/N 167125/4)
Component
Gear Reducer
Make/Model
AEH 13.220E






EID:4193216

Area
{unassigned}
Machine ID
304 (S/N 167124/2)
Component
Gear Reducer
Make/Model
AEH13.200

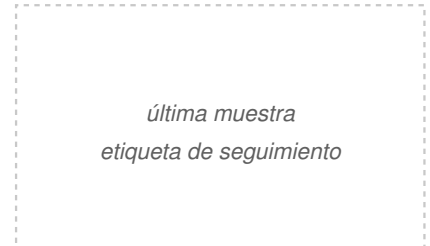


*última muestra
etiqueta de seguimiento*




EID:4193217

Area
{unassigned}
Machine ID
381 (S/N 225612)
Component
Gear Reducer
Make/Model
HD9.15

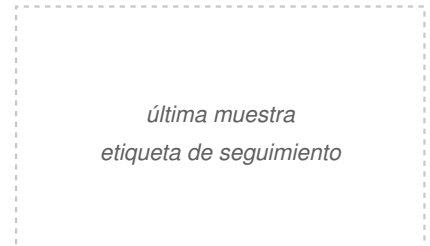


*última muestra
etiqueta de seguimiento*




EID:4193218

Area
{unassigned}
Machine ID
501 (S/N 167122/2)
Component
Gear Reducer
Make/Model
AH13.200

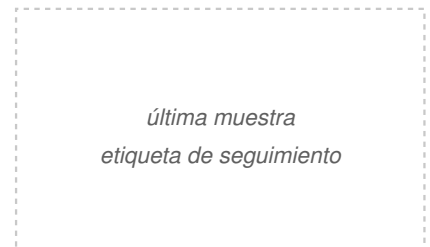


*última muestra
etiqueta de seguimiento*




EID:4193219

Area
{unassigned}
Machine ID
502 (S/N 167122/3)
Component
Gear Reducer
Make/Model
AH13.200

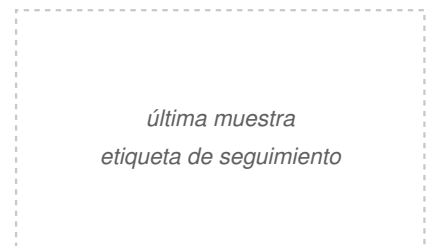


*última muestra
etiqueta de seguimiento*




EID:4193220

Area
{unassigned}
Machine ID
504 (S/N 167111)
Component
Gear Reducer
Make/Model
H12-14


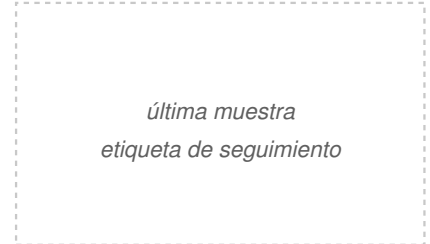


*última muestra
etiqueta de seguimiento*




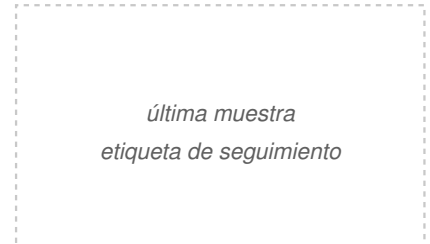
EID:4193221

Area
{unassigned}
Machine ID
505 (S/N 167117/2)
Component
Gear Reducer
Make/Model
H12-15




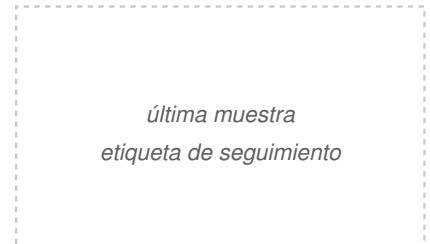
EID:4193222

Area
{unassigned}
Machine ID
506
Component
Gear Reducer
Make/Model
AH 13.200




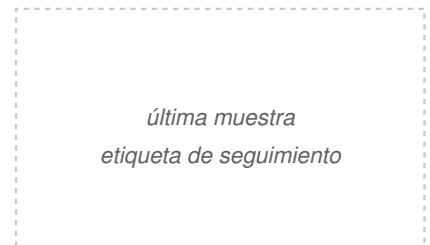
EID:4193223

Area
{unassigned}
Machine ID
507 (S/N 167122/4)
Component
Gear Reducer
Make/Model
AH13-200



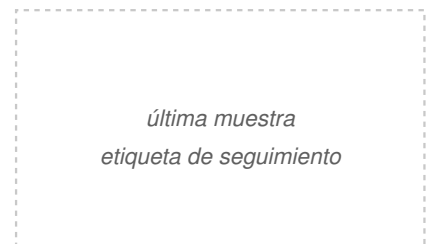
EID:4193224


Area
{unassigned}
Machine ID
508
Component
Gear Reducer
Make/Model
E20330P11000_575599



EID:4193225


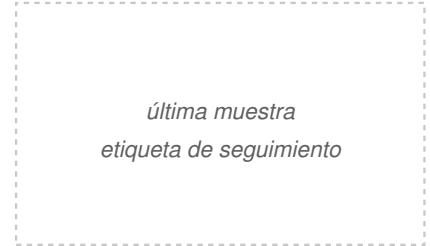
Area
{unassigned}
Machine ID
EL315
Component
Gear Reducer
Make/Model
Genérico






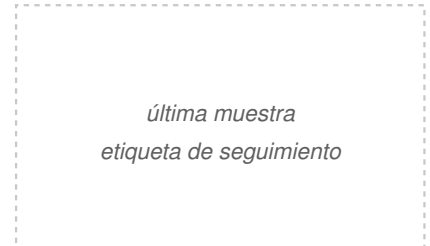
EID:4193226

Area
{unassigned}
Machine ID
ME-021001
Component
Hydraulic System
Make/Model
Generico -




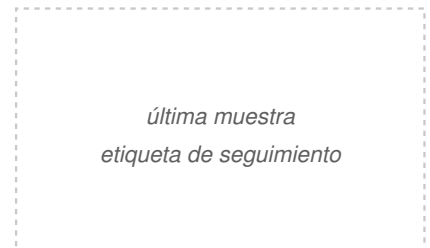
EID:4222062

Area
{unassigned}
Machine ID
ME-021001
Component
Not Applicable
Make/Model
Generico -




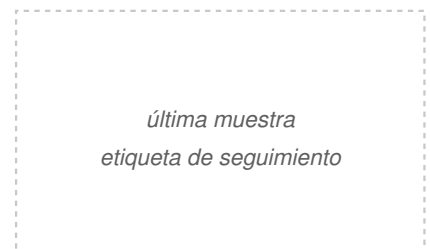
EID:4193227

Area
{unassigned}
Machine ID
ME-021012
Component
Not Applicable
Make/Model
Genérico



EID:4193228

Area
{unassigned}
Machine ID
ME-021021
Component
Not Applicable
Make/Model
Genérico



EID:4193229

Area
{unassigned}
Machine ID
R0402B
Component
Gear Reducer
Make/Model
Genérico

