

Descargá la App



Available on the iPhone
App Store



<https://bit.ly/oilapp>

GET IT ON
Google Play



<https://bit.ly/ooplay>

Descargá la aplicación de WebCheck desde la App Store o Google Play.
Después de la instalación, ingresá con tus credenciales.

Tomá tus muestras de aceite



1

Retirá la etiqueta de la muestra del formulario y pegala en la botella de muestra.



2

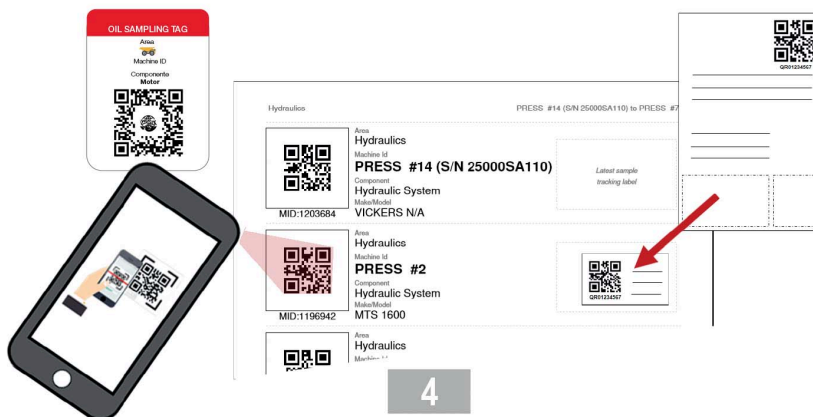
Tomá tu muestra respetando cuidadosamente cada paso del procedimiento.



3

Asegurate de que la tapa esté bien ajustada y limpiá cualquier exceso de aceite de la botella de muestra.

Completá el envío de escaneando el QR del equipo (con Asset Tag o Booklet)



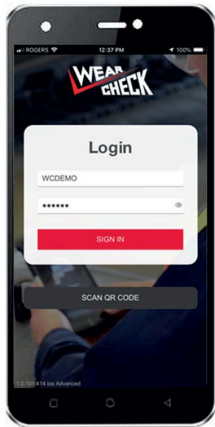
4

Utilizá la App, para escanear el código QR del equipo (desde el booklet de activos o desde el Asset Tag). En caso de utilizar el booklet, pegá el QR en el equipo correspondiente desde donde se tomó la muestra.



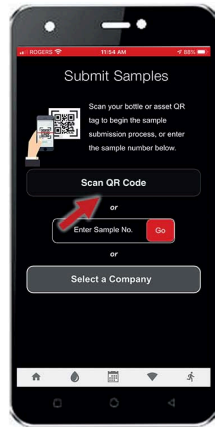
5

Luego, escaneá la etiqueta de la muestra, completá la información de la muestra y enviá la muestra.



1

Iniciá sesión en la aplicación utilizando tus credenciales de WebCheck.



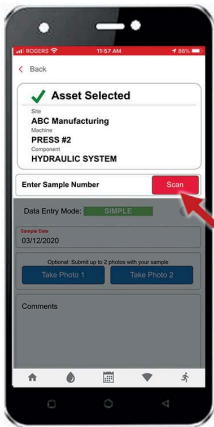
2

Una vez que hayas iniciado sesión, haz clic en el botón "Escanear código QR".



3

Escanéa el equipo ya sea con el QR de la tarjeta de identificación presente en el equipo o con el QR del booklet de equipos.



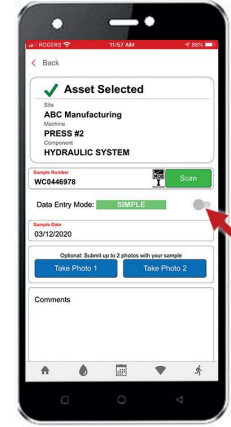
4

Seleccioná el activo que corresponda dentro de la pantalla de envío de muestra y luego seleccioná "Escanear".



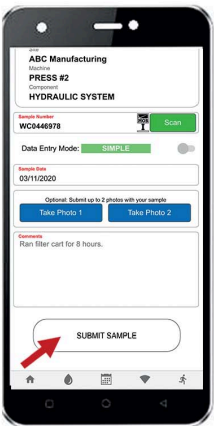
5

Escanéa el QR del envase de la muestra correspondiente al equipo seleccionado.



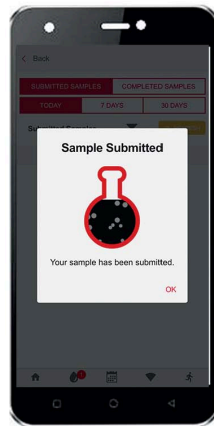
6

La muestra ahora está vinculada al equipo. Utilizó el modo de entrada de datos "SIMPLE" para agregar información.



7

Seleccioná la fecha de la muestra, agregó fotos de la muestra que consideres relevante informar, podés añadir comentarios. Al finalizar seleccioná




8

La información de la muestra ha sido enviada al laboratorio donde se escaneará el QR y se recuperará automáticamente la información pre-cargada de la muestra.




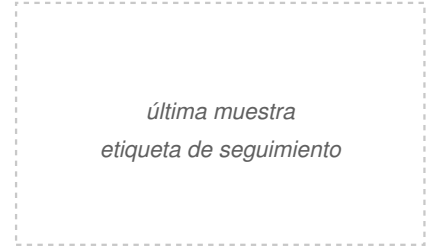
9

Las muestras enviadas se enumeran. Para actualizar la información de una muestra, deslice hacia la izquierda. Para eliminar una muestra, deslice hacia la derecha.




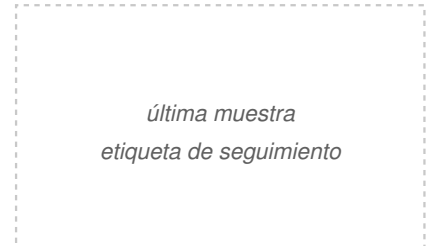
EID:4342250

Area
{unassigned}
Machine ID
ACH-01
Component
Main Hydraulic System
Make/Model
AW 125/3000




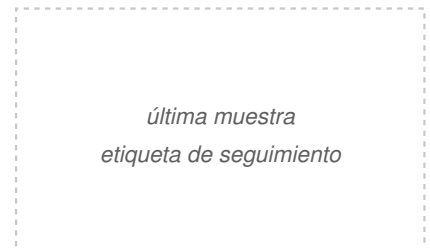
EID:4342251

Area
{unassigned}
Machine ID
ACH-01
Component
Wind Turbine Gearbox
Make/Model
AW 125/3000




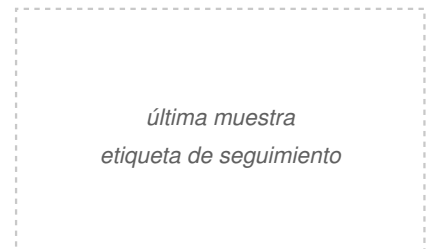
EID:4342252

Area
{unassigned}
Machine ID
ACH-02
Component
Main Hydraulic System
Make/Model
AW 125/3000



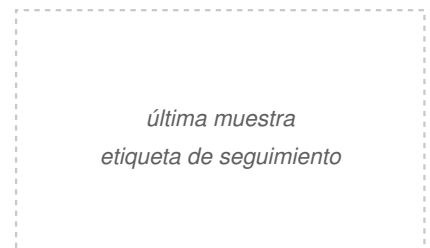
EID:4342253


Area
{unassigned}
Machine ID
ACH-02
Component
Wind Turbine Gearbox
Make/Model
AW 125/3000



EID:4342254


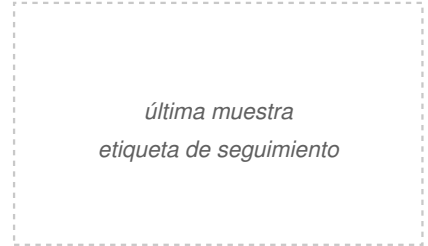
Area
{unassigned}
Machine ID
ACH-03
Component
Main Hydraulic System
Make/Model
AW 125/3000






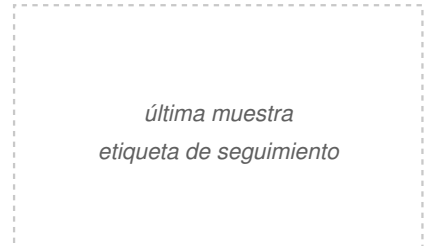
EID:4342255

Area
{unassigned}
Machine ID
ACH-03
Component
Wind Turbine Gearbox
Make/Model
AW 125/3000




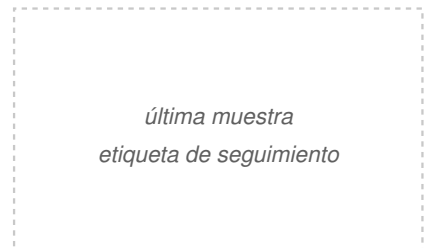
EID:4342256

Area
{unassigned}
Machine ID
ACH-04
Component
Main Hydraulic System
Make/Model
AW 125/3000




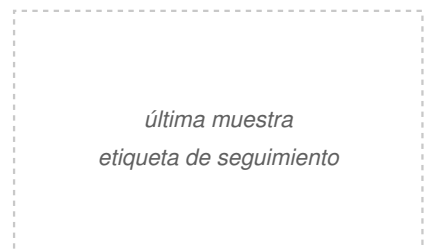
EID:4342257

Area
{unassigned}
Machine ID
ACH-04
Component
Wind Turbine Gearbox
Make/Model
AW 125/3000



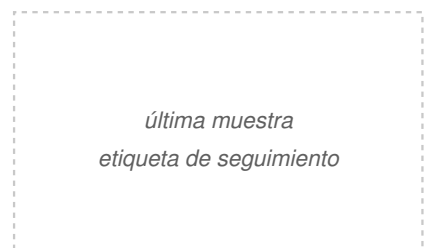
EID:4342258


Area
{unassigned}
Machine ID
ACH-05
Component
Main Hydraulic System
Make/Model
AW 125/3000



EID:4342259

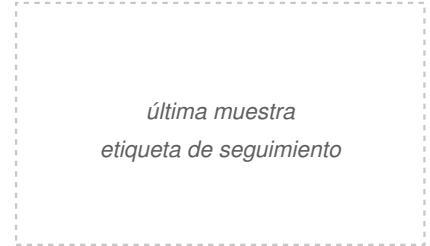
Area
{unassigned}
Machine ID
ACH-05
Component
Wind Turbine Gearbox
Make/Model
AW 125/3000






EID:4342260

Area
{unassigned}
Machine ID
ACH-06
Component
Main Hydraulic System
Make/Model
AW 125/3000

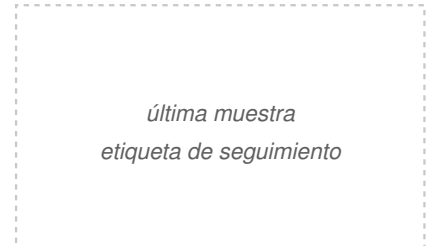


*última muestra
etiqueta de seguimiento*




EID:4342261

Area
{unassigned}
Machine ID
ACH-06
Component
Wind Turbine Gearbox
Make/Model
AW 125/3000

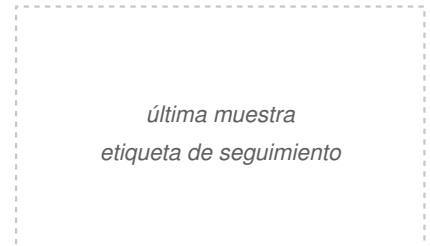


*última muestra
etiqueta de seguimiento*




EID:4342262

Area
{unassigned}
Machine ID
ACH-07
Component
Main Hydraulic System
Make/Model
AW 125/3000

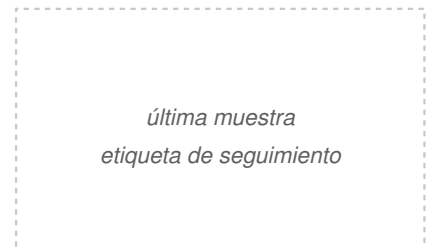


*última muestra
etiqueta de seguimiento*




EID:4342263

Area
{unassigned}
Machine ID
ACH-07
Component
Wind Turbine Gearbox
Make/Model
AW 125/3000

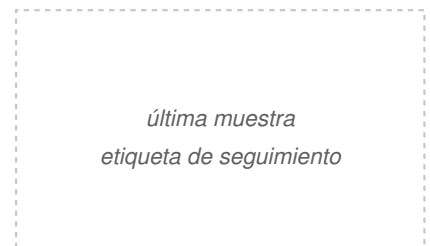


*última muestra
etiqueta de seguimiento*




EID:4342264

Area
{unassigned}
Machine ID
ACH-08
Component
Main Hydraulic System
Make/Model
AW 125/3000


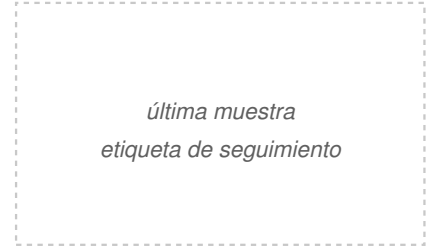


*última muestra
etiqueta de seguimiento*




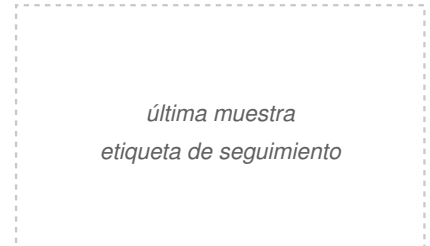
EID:4342265

Area
{unassigned}
Machine ID
ACH-08
Component
Wind Turbine Gearbox
Make/Model
AW 125/3000




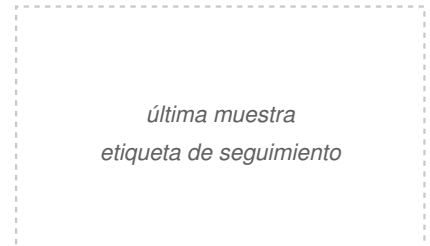
EID:4342266

Area
{unassigned}
Machine ID
ACH-09
Component
Main Hydraulic System
Make/Model
AW 125/3000




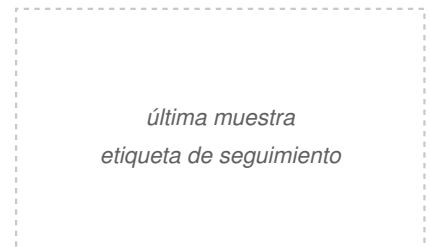
EID:4342267

Area
{unassigned}
Machine ID
ACH-09
Component
Wind Turbine Gearbox
Make/Model
AW 125/3000



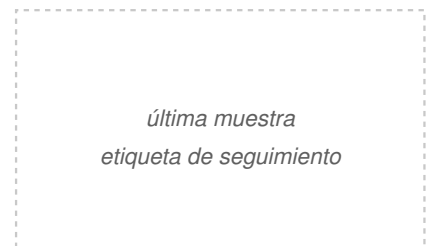
EID:4342268


Area
{unassigned}
Machine ID
ACH-10
Component
Main Hydraulic System
Make/Model
AW 125/3000



EID:4342269


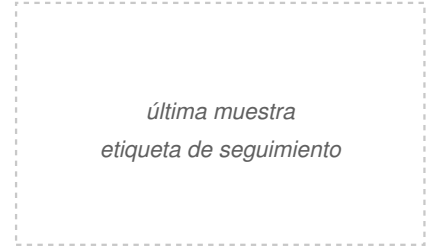
Area
{unassigned}
Machine ID
ACH-10
Component
Wind Turbine Gearbox
Make/Model
AW 125/3000






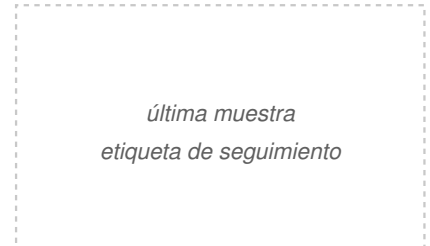
EID:4342270

Area
{unassigned}
Machine ID
ACH-11
Component
Main Hydraulic System
Make/Model
AW 125/3000




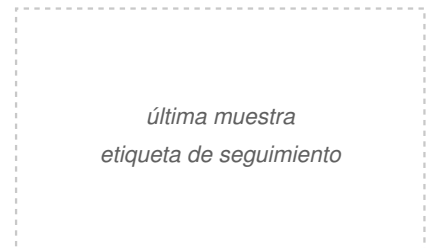
EID:4342271

Area
{unassigned}
Machine ID
ACH-11
Component
Wind Turbine Gearbox
Make/Model
AW 125/3000




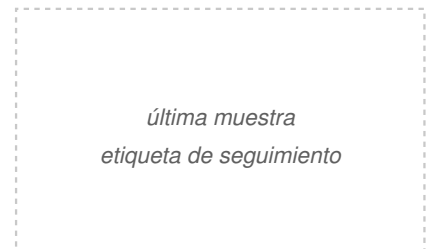
EID:4342272

Area
{unassigned}
Machine ID
ACH-12
Component
Main Hydraulic System
Make/Model
AW 125/3000



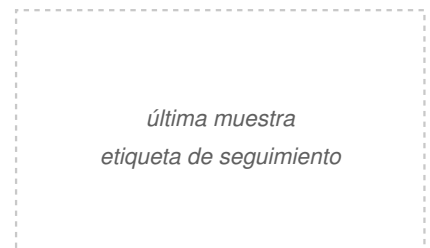
EID:4342273


Area
{unassigned}
Machine ID
ACH-12
Component
Wind Turbine Gearbox
Make/Model
AW 125/3000



EID:4342274


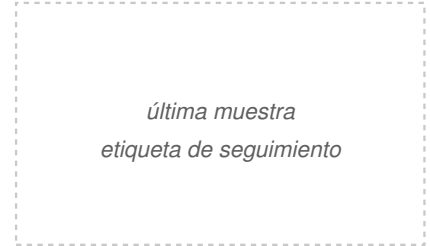
Area
{unassigned}
Machine ID
ACH-13
Component
Main Hydraulic System
Make/Model
AW 125/3000






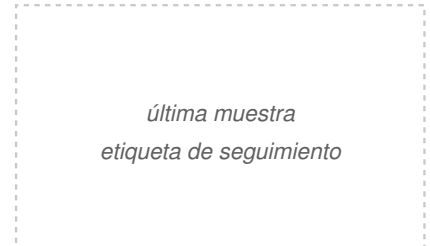
EID:4342275

Area
{unassigned}
Machine ID
ACH-13
Component
Wind Turbine Gearbox
Make/Model
AW 125/3000




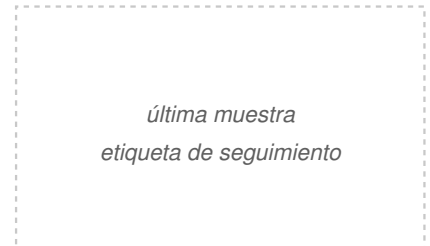
EID:4342276

Area
{unassigned}
Machine ID
ACH-14
Component
Main Hydraulic System
Make/Model
AW 125/3000




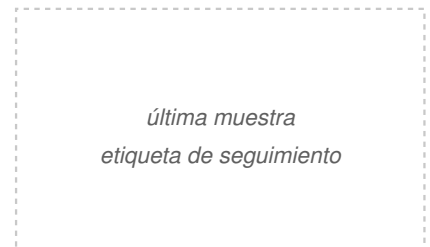
EID:4342277

Area
{unassigned}
Machine ID
ACH-14
Component
Wind Turbine Gearbox
Make/Model
AW 125/3000



EID:4342278

Area
{unassigned}
Machine ID
ACH-15
Component
Main Hydraulic System
Make/Model
AW 125/3000



EID:4342279

Area
{unassigned}
Machine ID
ACH-15
Component
Wind Turbine Gearbox
Make/Model
AW 125/3000

