

### Download the App



<https://bit.ly/oilapp>



<https://bit.ly/oaplay>

Download the Oil Analysis app from the App Store or Google Play. After installation, use your WebCheck credentials to login to the app.

### Take your oil samples



1

Remove the sample label from the sample form and stick to the sample bottle.



2

Take the oil sample as you normally would and re-cap the sample bottle.



3

Ensure that the cap is securely tightened and wipe any excess oil from the sample bottle.

### Complete sample submission with the asset tag booklet & the app



4

Using the app, scan the QR code of the machine the sample was taken from. Remove the tracking label from the sample form and stick to the asset log booklet.



5

Next, scan the sample label, and complete the sample information and submit the sample.



1

Login to the app using your WebCheck credentials. The app will cache your machines.



2

Once logged in, click on the "Scan QR Code" button.



3

Locate the machine that was sampled in the asset tag booklet and scan that QR code.



4

The asset is selected & sample submission screen is loaded. Click the "Scan" button.



5

Scan the sample bottle label from your oil sample for the selected machine.



6

The sample is now linked to the machine. Use the "SIMPLE" data entry mode to add info.



7

Select the sample date, take any pictures you want, add a comment if desired, then click the "submit sample" button




8

The sample info has been submitted to the laboratory where the QR code will be scanned, and the sample information automatically retrieved.



9

Submitted samples are listed. To update a samples info slide left. To delete a sample slide right.




EID:2250650

Area  
{unassigned}  
Machine ID  
**A-03**  
Component  
Wind Turbine Gearbox  
Make/Model  
MITSUBISHI MWT 1000



*Latest sample  
tracking label*




EID:2250658

Area  
{unassigned}  
Machine ID  
**A-04**  
Component  
Wind Turbine Gearbox  
Make/Model  
MITSUBISHI MWT 1000



*Latest sample  
tracking label*




EID:2250643

Area  
{unassigned}  
Machine ID  
**B-04**  
Component  
Wind Turbine Gearbox  
Make/Model  
MITSUBISHI MWT 1000



*Latest sample  
tracking label*




EID:2250649

Area  
{unassigned}  
Machine ID  
**B-05**  
Component  
Wind Turbine Gearbox  
Make/Model  
MITSUBISHI MWT 1000



*Latest sample  
tracking label*




EID:2272067

Area  
{unassigned}  
Machine ID  
**B-06**  
Component  
Wind Turbine Gearbox  
Make/Model  
MITSUBISHI MWT 1000



*Latest sample  
tracking label*




EID:2528177

Area  
{unassigned}  
Machine ID  
**B-06**  
Component  
Hydraulic System  
Make/Model  
MITSUBISHI MWT 1000



*Latest sample  
tracking label*




EID:2528256

Area  
{unassigned}  
Machine ID  
**C-01**  
Component  
Hydraulic System  
Make/Model  
MITSUBISHI MWT 1000



*Latest sample  
tracking label*




EID:2250657

Area  
{unassigned}  
Machine ID  
**C-01**  
Component  
Wind Turbine Gearbox  
Make/Model  
MITSUBISHI MWT 1000



*Latest sample  
tracking label*




EID:2250667

Area  
{unassigned}  
Machine ID  
**C-02**  
Component  
Wind Turbine Gearbox  
Make/Model  
MITSUBISHI MWT 1000



*Latest sample  
tracking label*




EID:2528255

Area  
{unassigned}  
Machine ID  
**C-02**  
Component  
Hydraulic System  
Make/Model  
MITSUBISHI MWT 1000



*Latest sample  
tracking label*




EID:2455827

Area  
{unassigned}  
Machine ID  
**C-04**  
Component  
Wind Turbine Gearbox  
Make/Model  
MITSUBISHI MWT 1000



*Latest sample  
tracking label*




EID:2528245

Area  
{unassigned}  
Machine ID  
**C-04**  
Component  
Hydraulic System  
Make/Model  
MITSUBISHI MWT 1000



*Latest sample  
tracking label*



EID:2528260

Area  
{unassigned}  
Machine ID  
**C-05**  
Component  
Hydraulic System  
Make/Model  
MITSUBISHI MWT 1000



*Latest sample  
tracking label*




EID:2250640

Area  
{unassigned}  
Machine ID  
**C-05**  
Component  
Wind Turbine Gearbox  
Make/Model  
MITSUBISHI MWT 1000



*Latest sample  
tracking label*




EID:2528247

Area  
{unassigned}  
Machine ID  
**C-06**  
Component  
Hydraulic System  
Make/Model  
MITSUBISHI MWT 1000



*Latest sample  
tracking label*




EID:2250670

Area  
**{unassigned}**  
Machine ID  
**C-06**  
Component  
**Wind Turbine Gearbox**  
Make/Model  
**MITSUBISHI MWT 1000**



*Latest sample  
tracking label*




EID:2528239

Area  
**{unassigned}**  
Machine ID  
**C-07**  
Component  
**Hydraulic System**  
Make/Model  
**MITSUBISHI MWT 1000**



*Latest sample  
tracking label*




EID:2250645

Area  
**{unassigned}**  
Machine ID  
**C-07**  
Component  
**Wind Turbine Gearbox**  
Make/Model  
**MITSUBISHI MWT 1000**



*Latest sample  
tracking label*




EID:2250647

Area  
**{unassigned}**  
Machine ID  
**C-08**  
Component  
**Wind Turbine Gearbox**  
Make/Model  
**MITSUBISHI MWT 1000**



*Latest sample  
tracking label*




EID:2528183

Area  
**{unassigned}**  
Machine ID  
**C-08**  
Component  
**Hydraulic System**  
Make/Model  
**MITSUBISHI MWT 1000**



*Latest sample  
tracking label*




EID:2528257

Area  
{unassigned}  
Machine ID  
**C-09**  
Component  
Hydraulic System  
Make/Model  
MITSUBISHI MWT 1000



*Latest sample  
tracking label*




EID:2250646

Area  
{unassigned}  
Machine ID  
**C-09**  
Component  
Wind Turbine Gearbox  
Make/Model  
MITSUBISHI MWT 1000



*Latest sample  
tracking label*




EID:2250681

Area  
{unassigned}  
Machine ID  
**D-01**  
Component  
Wind Turbine Gearbox  
Make/Model  
MITSUBISHI MWT 1000



*Latest sample  
tracking label*




EID:2455818

Area  
{unassigned}  
Machine ID  
**D-02**  
Component  
Hydraulic System  
Make/Model  
MITSUBISHI MWT 1000



*Latest sample  
tracking label*




EID:2250654

Area  
{unassigned}  
Machine ID  
**D-02**  
Component  
Wind Turbine Gearbox  
Make/Model  
MITSUBISHI MWT 1000



*Latest sample  
tracking label*




EID:2250661

Area  
{unassigned}  
Machine ID  
**D-03**  
Component  
Wind Turbine Gearbox  
Make/Model  
MITSUBISHI MWT 1000



*Latest sample  
tracking label*




EID:2528172

Area  
{unassigned}  
Machine ID  
**D-03**  
Component  
Hydraulic System  
Make/Model  
MITSUBISHI MWT 1000



*Latest sample  
tracking label*




EID:2528249

Area  
{unassigned}  
Machine ID  
**D-04**  
Component  
Hydraulic System  
Make/Model  
MITSUBISHI MWT 1000



*Latest sample  
tracking label*




EID:2250639

Area  
{unassigned}  
Machine ID  
**D-04**  
Component  
Wind Turbine Gearbox  
Make/Model  
MITSUBISHI MWT 1000



*Latest sample  
tracking label*




EID:2250630

Area  
{unassigned}  
Machine ID  
**D-05**  
Component  
Wind Turbine Gearbox  
Make/Model  
MITSUBISHI MWT 1000



*Latest sample  
tracking label*






EID:2528192

Area  
{unassigned}  
Machine ID  
**D-05**  
Component  
Hydraulic System  
Make/Model  
MITSUBISHI MWT 1000



*Latest sample  
tracking label*



EID:2528235

Area  
{unassigned}  
Machine ID  
**D-06**  
Component  
Hydraulic System  
Make/Model  
MITSUBISHI MWT 1000



*Latest sample  
tracking label*




EID:2250631

Area  
{unassigned}  
Machine ID  
**D-06**  
Component  
Wind Turbine Gearbox  
Make/Model  
MITSUBISHI MWT 1000



*Latest sample  
tracking label*




EID:2250666

Area  
{unassigned}  
Machine ID  
**D-07**  
Component  
Wind Turbine Gearbox  
Make/Model  
MITSUBISHI MWT 1000



*Latest sample  
tracking label*




EID:2528174

Area  
{unassigned}  
Machine ID  
**D-07**  
Component  
Hydraulic System  
Make/Model  
MITSUBISHI MWT 1000



*Latest sample  
tracking label*




EID:2528173

Area  
{unassigned}  
Machine ID  
**D-09**  
Component  
Hydraulic System  
Make/Model  
MITSUBISHI MWT 1000



*Latest sample  
tracking label*




EID:2455825

Area  
{unassigned}  
Machine ID  
**D-09**  
Component  
Wind Turbine Gearbox  
Make/Model  
MITSUBISHI MWT 1000



*Latest sample  
tracking label*




EID:2528170

Area  
{unassigned}  
Machine ID  
**D-10**  
Component  
Hydraulic System  
Make/Model  
MITSUBISHI MWT 1000



*Latest sample  
tracking label*




EID:2250637

Area  
{unassigned}  
Machine ID  
**D-10**  
Component  
Wind Turbine Gearbox  
Make/Model  
MITSUBISHI MWT 1000



*Latest sample  
tracking label*




EID:2455826

Area  
{unassigned}  
Machine ID  
**D-12**  
Component  
Wind Turbine Gearbox  
Make/Model  
MITSUBISHI MWT 1000



*Latest sample  
tracking label*




EID:2528166

Area  
{unassigned}  
Machine ID  
**D-13**  
Component  
Hydraulic System  
Make/Model  
MITSUBISHI MWT 1000



*Latest sample  
tracking label*




EID:2250627

Area  
{unassigned}  
Machine ID  
**D-13**  
Component  
Wind Turbine Gearbox  
Make/Model  
MITSUBISHI MWT 1000



*Latest sample  
tracking label*




EID:2250626

Area  
{unassigned}  
Machine ID  
**D-14**  
Component  
Wind Turbine Gearbox  
Make/Model  
MITSUBISHI MWT 1000



*Latest sample  
tracking label*




EID:2528176

Area  
{unassigned}  
Machine ID  
**D-14**  
Component  
Hydraulic System  
Make/Model  
MITSUBISHI MWT 1000



*Latest sample  
tracking label*




EID:2250669

Area  
{unassigned}  
Machine ID  
**E-01**  
Component  
Wind Turbine Gearbox  
Make/Model  
MITSUBISHI MWT 1000



*Latest sample  
tracking label*




EID:2528242

Area  
{unassigned}  
Machine ID  
**E-01**  
Component  
Hydraulic System  
Make/Model  
MITSUBISHI MWT 1000



*Latest sample  
tracking label*




EID:2250665

Area  
{unassigned}  
Machine ID  
**E-02**  
Component  
Wind Turbine Gearbox  
Make/Model  
MITSUBISHI MWT 1000



*Latest sample  
tracking label*




EID:2540435

Area  
{unassigned}  
Machine ID  
**E-02**  
Component  
Hydraulic System  
Make/Model  
MITSUBISHI MWT 1000



*Latest sample  
tracking label*




EID:2250660

Area  
{unassigned}  
Machine ID  
**E-04**  
Component  
Wind Turbine Gearbox  
Make/Model  
MITSUBISHI MWT 1000



*Latest sample  
tracking label*




EID:2250662

Area  
{unassigned}  
Machine ID  
**E-05**  
Component  
Wind Turbine Gearbox  
Make/Model  
MITSUBISHI MWT 1000



*Latest sample  
tracking label*




EID:2250652

Area  
{unassigned}  
Machine ID  
**E-08**  
Component  
Wind Turbine Gearbox  
Make/Model  
MITSUBISHI MWT 1000



*Latest sample  
tracking label*




EID:2250635

Area  
{unassigned}  
Machine ID  
**E-11**  
Component  
Wind Turbine Gearbox  
Make/Model  
MITSUBISHI MWT 1000



*Latest sample  
tracking label*




EID:2528167

Area  
{unassigned}  
Machine ID  
**E-11**  
Component  
Hydraulic System  
Make/Model  
MITSUBISHI MWT 1000



*Latest sample  
tracking label*




EID:2250679

Area  
{unassigned}  
Machine ID  
**E-12**  
Component  
Wind Turbine Gearbox  
Make/Model  
MITSUBISHI MWT 1000



*Latest sample  
tracking label*




EID:2528266

Area  
{unassigned}  
Machine ID  
**E-13**  
Component  
Wind Turbine Gearbox  
Make/Model  
MITSUBISHI MWT 1000



*Latest sample  
tracking label*




EID:2528269

Area  
{unassigned}  
Machine ID  
**F-03**  
Component  
Wind Turbine Gearbox  
Make/Model  
MITSUBISHI MWT 1000



*Latest sample  
tracking label*




EID:2250633

Area  
{unassigned}  
Machine ID  
**F-04**  
Component  
Wind Turbine Gearbox  
Make/Model  
MITSUBISHI MWT 1000



*Latest sample  
tracking label*




EID:2528200

Area  
{unassigned}  
Machine ID  
**F-05**  
Component  
Wind Turbine Gearbox  
Make/Model  
MITSUBISHI MWT 1000



*Latest sample  
tracking label*




EID:2528261

Area  
{unassigned}  
Machine ID  
**F-06**  
Component  
Hydraulic System  
Make/Model  
MITSUBISHI MWT 1000



*Latest sample  
tracking label*




EID:2250766

Area  
{unassigned}  
Machine ID  
**F-06**  
Component  
Wind Turbine Gearbox  
Make/Model  
MITSUBISHI MWT 1000



*Latest sample  
tracking label*




EID:2250638

Area  
{unassigned}  
Machine ID  
**F-08**  
Component  
Wind Turbine Gearbox  
Make/Model  
MITSUBISHI MWT 1000



*Latest sample  
tracking label*




EID:3366385

Area  
{unassigned}  
Machine ID  
**F-08**  
Component  
Hydraulic System  
Make/Model  
MITSUBISHI MWT 1000



*Latest sample  
tracking label*




EID:2250632

Area  
{unassigned}  
Machine ID  
**F-09**  
Component  
Wind Turbine Gearbox  
Make/Model  
MITSUBISHI MWT 1000



*Latest sample  
tracking label*




EID:2250636

Area  
{unassigned}  
Machine ID  
**F-10**  
Component  
Wind Turbine Gearbox  
Make/Model  
MITSUBISHI MWT 1000



*Latest sample  
tracking label*




EID:2528254

Area  
{unassigned}  
Machine ID  
**F-10**  
Component  
Hydraulic System  
Make/Model  
MITSUBISHI MWT 1000



*Latest sample  
tracking label*




EID:2528189

Area  
 {unassigned}  
 Machine ID  
**F-11**  
 Component  
 Wind Turbine Gearbox  
 Make/Model  
 MITSUBISHI MWT 1000



*Latest sample tracking label*




EID:2540540

Area  
 {unassigned}  
 Machine ID  
**G-02**  
 Component  
 Wind Turbine Gearbox  
 Make/Model  
 MITSUBISHI MWT 1000



*Latest sample tracking label*




EID:2540467

Area  
 {unassigned}  
 Machine ID  
**G-03**  
 Component  
 Hydraulic System  
 Make/Model  
 MITSUBISHI MWT 1000



*Latest sample tracking label*




EID:2250634

Area  
 {unassigned}  
 Machine ID  
**G-03**  
 Component  
 Wind Turbine Gearbox  
 Make/Model  
 MITSUBISHI MWT 1000



*Latest sample tracking label*




EID:2540519

Area  
 {unassigned}  
 Machine ID  
**G-04**  
 Component  
 Wind Turbine Gearbox  
 Make/Model  
 MITSUBISHI MWT 1000



*Latest sample tracking label*






EID:2250644

Area  
{unassigned}  
Machine ID  
**G-05**  
Component  
Wind Turbine Gearbox  
Make/Model  
MITSUBISHI MWT 1000



*Latest sample  
tracking label*




EID:2250653

Area  
{unassigned}  
Machine ID  
**H-02**  
Component  
Wind Turbine Gearbox  
Make/Model  
MITSUBISHI MWT 1000



*Latest sample  
tracking label*




EID:2250629

Area  
{unassigned}  
Machine ID  
**H-03**  
Component  
Wind Turbine Gearbox  
Make/Model  
MITSUBISHI MWT 1000



*Latest sample  
tracking label*




EID:2540524

Area  
{unassigned}  
Machine ID  
**H-04**  
Component  
Wind Turbine Gearbox  
Make/Model  
MITSUBISHI MWT 1000



*Latest sample  
tracking label*




EID:2250651

Area  
{unassigned}  
Machine ID  
**H-05**  
Component  
Wind Turbine Gearbox  
Make/Model  
MITSUBISHI MWT 1000



*Latest sample  
tracking label*




EID:2250641

Area  
**{unassigned}**  
Machine ID  
**H-06**  
Component  
**Wind Turbine Gearbox**  
Make/Model  
**MITSUBISHI MWT 1000**



*Latest sample  
tracking label*




EID:2540479

Area  
**{unassigned}**  
Machine ID  
**I-01**  
Component  
**Wind Turbine Gearbox**  
Make/Model  
**MITSUBISHI MWT 1000**



*Latest sample  
tracking label*




EID:2540480

Area  
**{unassigned}**  
Machine ID  
**I-02**  
Component  
**Wind Turbine Gearbox**  
Make/Model  
**MITSUBISHI MWT 1000**



*Latest sample  
tracking label*



EID:3366522

Area  
**{unassigned}**  
Machine ID  
**I-02**  
Component  
**Hydraulic System**  
Make/Model  
**MITSUBISHI MWT 1000**



*Latest sample  
tracking label*