

Download the App



<https://bit.ly/oilapp>



<https://bit.ly/oaplay>

Download the Oil Analysis app from the App Store or Google Play. After installation, use your WebCheck credentials to login to the app.

Take your oil samples



1

Remove the sample label from the sample form and stick to the sample bottle.



2

Take the oil sample as you normally would and re-cap the sample bottle.



3

Ensure that the cap is securely tightened and wipe any excess oil from the sample bottle.

Complete sample submission with the asset tag booklet & the app



4

Using the app, scan the QR code of the machine the sample was taken from. Remove the tracking label from the sample form and stick to the asset log booklet.



5

Next, scan the sample label, and complete the sample information and submit the sample.



1

Login to the app using your WebCheck credentials. The app will cache your machines.



2

Once logged in, click on the "Scan QR Code" button.



3

Locate the machine that was sampled in the asset tag booklet and scan that QR code.



4

The asset is selected & sample submission screen is loaded. Click the "Scan" button.



5

Scan the sample bottle label from your oil sample for the selected machine.



6

The sample is now linked to the machine. Use the "SIMPLE" data entry mode to add info.



7

Select the sample date, take any pictures you want, add a comment if desired, then click the "submit sample" button




8

The sample info has been submitted to the laboratory where the QR code will be scanned, and the sample information automatically retrieved.



9

Submitted samples are listed. To update a samples info slide left. To delete a sample slide right.




EID:2930799

Area
{unassigned}
Machine ID
Press #1 6660719
Component
Hydraulic System
Make/Model
HUSKY HYCAP 300



*Latest sample
tracking label*




EID:2930803

Area
{unassigned}
Machine ID
Press #2 6561082
Component
Hydraulic System
Make/Model
HUSKY HYPET 500 HPP 5



*Latest sample
tracking label*




EID:2930802

Area
{unassigned}
Machine ID
Press #3 6561231
Component
Hydraulic System
Make/Model
HUSKY HYPET 500 HPP 5



*Latest sample
tracking label*




EID:2930797

Area
{unassigned}
Machine ID
Press #4 6653221
Component
Hydraulic System
Make/Model
HUSKY HYCAP 300



*Latest sample
tracking label*




EID:3555316

Area
{unassigned}
Machine ID
Press #5 Press #5
Component
Hydraulic System
Make/Model
HUSKY



*Latest sample
tracking label*




EID:3555317

Area
{unassigned}
Machine ID
Press #6 Press #6
Component
Hydraulic System
Make/Model
HUSKY



*Latest sample
tracking label*



EID:3555318

Area
{unassigned}
Machine ID
Press #7 Press #7
Component
Hydraulic System
Make/Model
HUSKY



*Latest sample
tracking label*