



OIL ANALYSIS REPORT

WEAR	NORMAL
CONTAMINATION	NORMAL
FLUID CONDITION	NORMAL

Machine Id
KENWORTH 132
Component
Diesel Engine
Fluid
PETRO CANADA DURON SHP 10W30 (44 LTR)

RECOMMENDATION

Resample at the next service interval to monitor.

Test	UOM	Method	Limit/Abn	Current	History1	History2
Sample Number		Client Info		PC0081955	PC0075198	PC0069224
Sample Date		Client Info		13 Nov 2023	04 Jul 2023	20 Jan 2023
Machine Age	kms	Client Info		273584	243399	212492
Oil Age	kms	Client Info		30185	30907	32935
Filter Age	kms	Client Info		30185	30907	32935
Oil Changed		Client Info		Changed	Changed	Changed
Filter Changed		Client Info		Changed	Changed	Changed
Sample Status				NORMAL	NORMAL	NORMAL

WEAR

All component wear rates are normal.

Iron	ppm	ASTM D5185(m)	>100	16	20	22
Chromium	ppm	ASTM D5185(m)	>20	<1	1	1
Nickel	ppm	ASTM D5185(m)	>4	<1	0	0
Titanium	ppm	ASTM D5185(m)		0	0	<1
Silver	ppm	ASTM D5185(m)	>3	0	<1	0
Aluminum	ppm	ASTM D5185(m)	>20	4	4	4
Lead	ppm	ASTM D5185(m)	>40	3	2	2
Copper	ppm	ASTM D5185(m)	>330	<1	<1	<1
Tin	ppm	ASTM D5185(m)	>15	<1	<1	<1
Vanadium	ppm	ASTM D5185(m)		0	0	0

CONTAMINATION

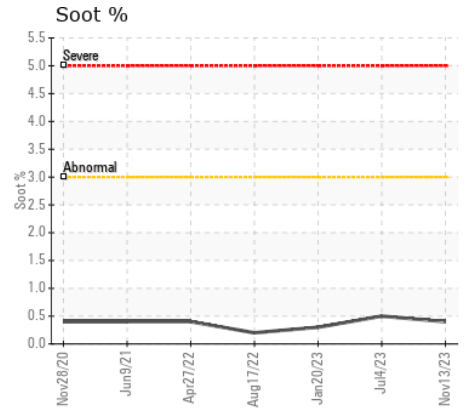
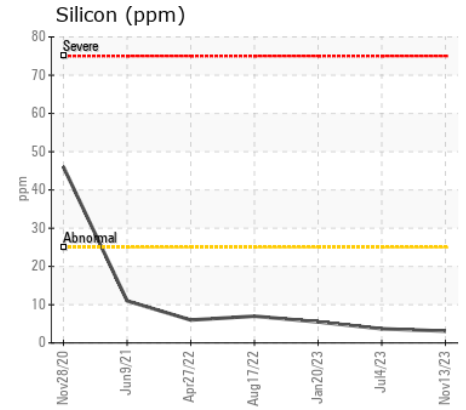
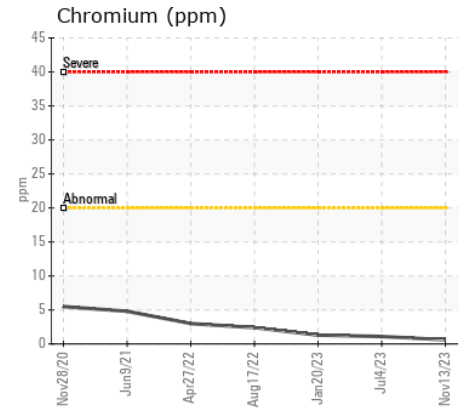
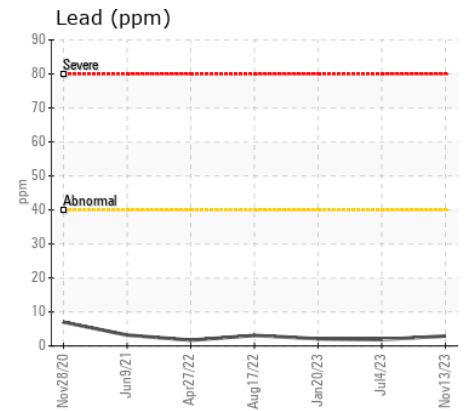
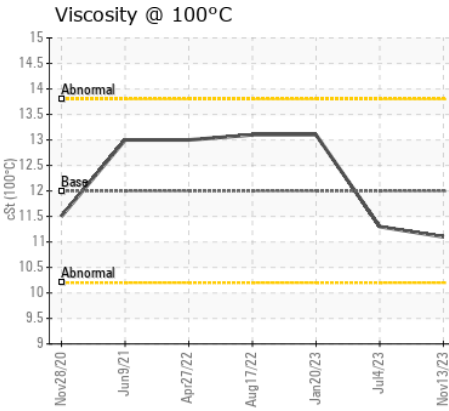
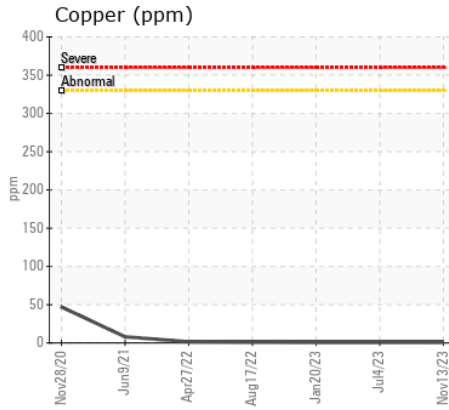
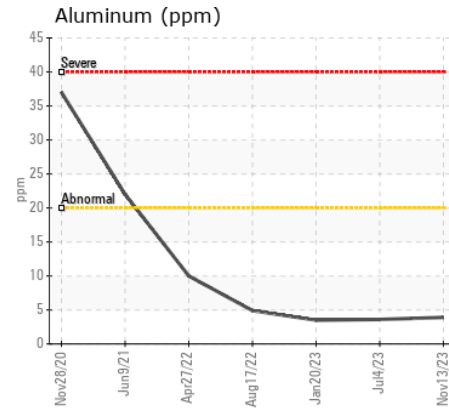
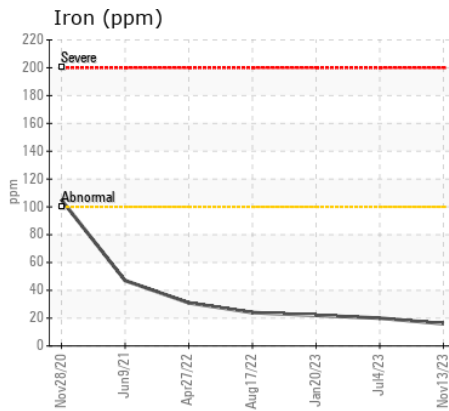
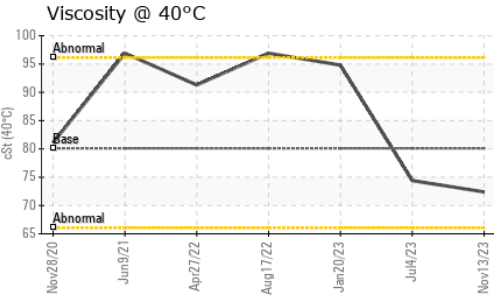
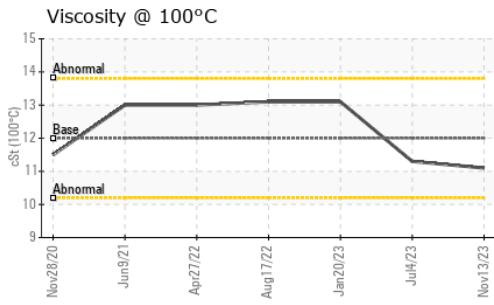
Elevated aluminum (Al) and/or lead (Pb) and potassium (K) levels in your metals analysis are likely a result of solder flux release into the lubricant and is common on new equipment/components. There is no indication of any contamination in the oil.

Silicon	ppm	ASTM D5185(m)	>25	3	4	6
Potassium	ppm	ASTM D5185(m)	>20	6	6	7
Fuel		WC Method	>5	<1.0	<1.0	<1.0
Water		WC Method	>0.2	NEG	NEG	NEG
Glycol		WC Method		NEG	NEG	NEG
Soot %	%	ASTM D7844*	>3	0.4	0.5	0.3
Nitration	Abs/cm	ASTM D7624*	>20	9.8	9.9	9.7
Sulfation	Abs/.1mm	ASTM D7415*	>30	21.5	21.6	21.9
Emulsified Water	scalar	Visual*	>0.2	NEG	NEG	NEG

FLUID CONDITION

The condition of the oil is acceptable for the time in service.

Sodium	ppm	ASTM D5185(m)		2	4	4
Boron	ppm	ASTM D5185(m)	2	<1	2	4
Barium	ppm	ASTM D5185(m)	0	0	0	0
Molybdenum	ppm	ASTM D5185(m)	50	58	58	60
Manganese	ppm	ASTM D5185(m)	0	0	<1	<1
Magnesium	ppm	ASTM D5185(m)	950	951	968	941
Calcium	ppm	ASTM D5185(m)	1050	1046	1016	1101
Phosphorus	ppm	ASTM D5185(m)	995	987	1028	1043
Zinc	ppm	ASTM D5185(m)	1180	1193	1182	1191
Sulfur	ppm	ASTM D5185(m)	2600	2612	2461	2588
Oxidation	Abs/.1mm	ASTM D7414*	>25	18.4	18.0	18.1
Visc @ 40°C	cSt	ASTM D7279(m)	80.1	72.4	74.4	94.8
Visc @ 100°C	cSt	ASTM D7279(m)	12.00	11.1	11.3	13.1
Viscosity Index (VI)	Scale	ASTM D2270*	144	144	143	136



Laboratory : WearCheck - C8-1175 Appleby Line, Burlington, ON L7L 5H9 ROSS TOWING & TRANSPORTATION SERVICES INC
Sample No. : PC0081955 **Received** : 04 Jan 2024
Lab Number : 02606432 **Diagnosed** : 05 Jan 2024
Unique Number : 5707518 **Diagnostician** : Wes Davis
Test Package : MOB 1 (Additional Tests: KV40, VI)
 To discuss this sample report, contact Customer Service at 1-800-268-2131.
 Test denoted (*) outside scope of accreditation, (m) method modified, (e) tested at external lab.
 Validity of results and interpretation are based on the sample and information as supplied.

995 POND MILLS RD
 LONDON, ON
 CA N6N 1C3
 Contact: Dave Ross
 chris@rosstowing.ca
 T: (519)685-1212
 F: (519)668-5790