



WEAR	NORMAL
CONTAMINATION	NORMAL
FLUID CONDITION	NORMAL



Machine Id
412049
Component
Diesel Engine
Fluid
PETRO CANADA DURON SHP 15W40 (--- GAL)

RECOMMENDATION

Confirm the source of the lubricant being utilized for top-up/fill. Resample at the next service interval to monitor.

Test	UOM	Method	Limit/Abn	Current	History1	History2
Sample Number		Client Info		GFL0102856	GFL0055377	GFL0082576
Sample Date		Client Info		18 Jan 2024	18 Oct 2023	11 May 2023
Machine Age	hrs	Client Info		0	0	201190
Oil Age	hrs	Client Info		3722	44052	0
Filter Age	hrs	Client Info		0	0	0
Oil Changed		Client Info		N/A	N/A	N/A
Filter Changed		Client Info		N/A	N/A	N/A
Sample Status				NORMAL	NORMAL	NORMAL

WEAR

All component wear rates are normal.

Iron	ppm	ASTM D5185(m)	>120	8	8	14
Chromium	ppm	ASTM D5185(m)	>20	0	0	<1
Nickel	ppm	ASTM D5185(m)	>5	1	1	2
Titanium	ppm	ASTM D5185(m)	>2	0	0	<1
Silver	ppm	ASTM D5185(m)	>2	<1	<1	<1
Aluminum	ppm	ASTM D5185(m)	>20	3	3	2
Lead	ppm	ASTM D5185(m)	>40	<1	<1	2
Copper	ppm	ASTM D5185(m)	>330	1	2	24
Tin	ppm	ASTM D5185(m)	>15	<1	<1	2
Vanadium	ppm	ASTM D5185(m)		0	0	0

CONTAMINATION

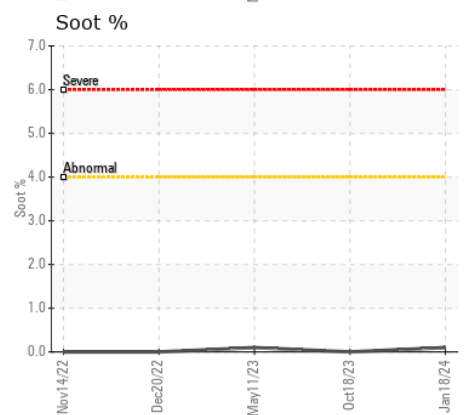
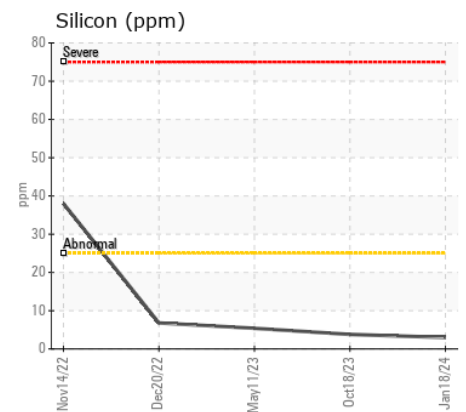
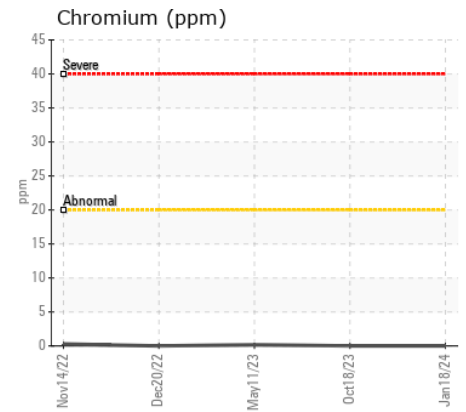
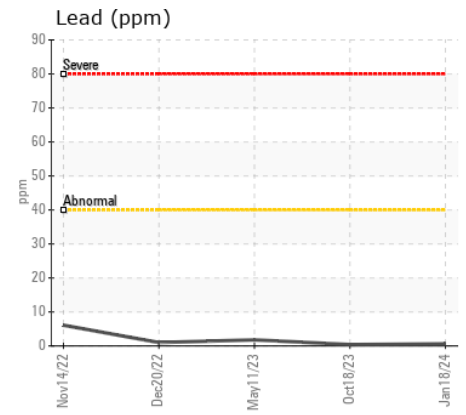
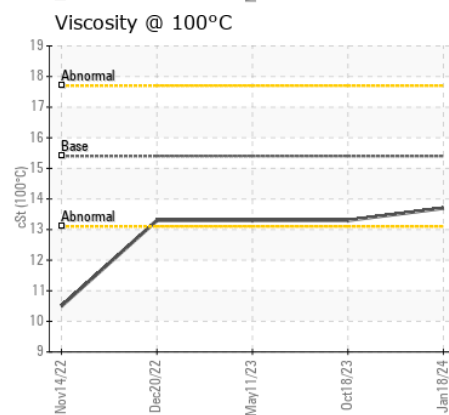
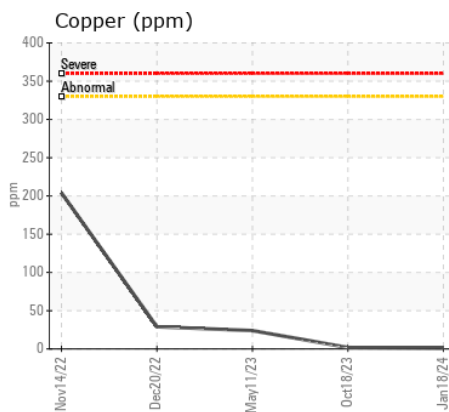
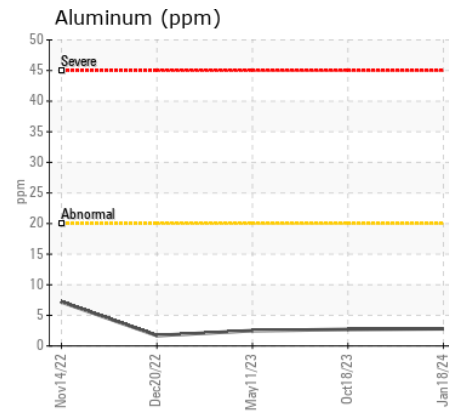
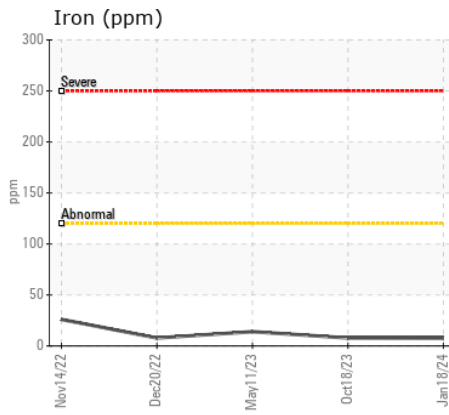
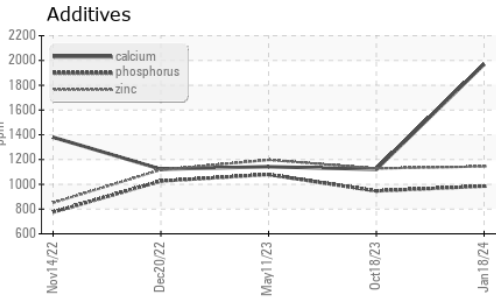
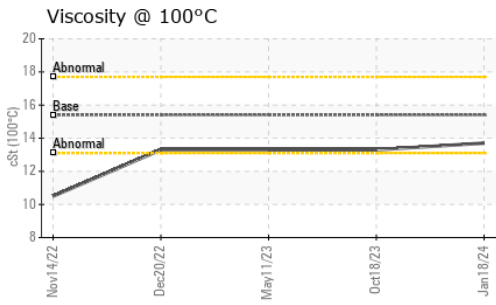
Elevated aluminum (Al) and/or lead (Pb) and potassium (K) levels in your metals analysis are likely a result of solder flux release into the lubricant and is common on new equipment/components. There is no indication of any contamination in the oil.

Silicon	ppm	ASTM D5185(m)	>25	3	4	5
Potassium	ppm	ASTM D5185(m)	>20	8	4	6
Fuel		WC Method	>3.0	<1.0	<1.0	<1.0
Water		WC Method	>0.2	NEG	NEG	NEG
Glycol		WC Method		NEG	NEG	NEG
Soot %	%	ASTM D7844*	>4	0.1	0	0.1
Nitration	Abs/cm	ASTM D7624*	>20	9.1	6.6	8.4
Sulfation	Abs/.1mm	ASTM D7415*	>30	21.6	18.3	19.3
Emulsified Water	scalar	Visual*	>0.2	NEG	NEG	NEG

FLUID CONDITION

Additive levels indicate the addition of a different brand, or type of oil. The condition of the oil is acceptable for the time in service.

Sodium	ppm	ASTM D5185(m)		2	2	2
Boron	ppm	ASTM D5185(m)	0	103	8	6
Barium	ppm	ASTM D5185(m)	0	0	<1	0
Molybdenum	ppm	ASTM D5185(m)	60	14	57	59
Manganese	ppm	ASTM D5185(m)	0	0	0	<1
Magnesium	ppm	ASTM D5185(m)	1010	181	882	942
Calcium	ppm	ASTM D5185(m)	1070	1969	1121	1142
Phosphorus	ppm	ASTM D5185(m)	1150	985	946	1079
Zinc	ppm	ASTM D5185(m)	1270	1144	1128	1197
Sulfur	ppm	ASTM D5185(m)	2060	2991	2485	2621
Oxidation	Abs/.1mm	ASTM D7414*	>25	17.3	14.0	15.0
Visc @ 100°C	cSt	ASTM D7279(m)	15.4	13.7	13.3	13.3



Laboratory : WearCheck - C8-1175 Appleby Line, Burlington, ON L7L 5H9 **GFL Environmental - 246 - Windsor**
Sample No. : GFL0102856 **Received** : 19 Jan 2024
Lab Number : 02609919 **Diagnosed** : 19 Jan 2024
Unique Number : 5711005 **Diagnostician** : Wes Davis
Test Package : MOB 1

To discuss this sample report, contact Customer Service at 1-800-268-2131.
 Test denoted (*) outside scope of accreditation, (m) method modified, (e) tested at external lab.
 Validity of results and interpretation are based on the sample and information as supplied.

2700 Deziel Dr
 Windsor, ON
 CA N8W 5H8
 Contact: Dave Varga
 dvarga@gflenv.com
 T: (519)944-8009
 F: