



VOLVO

OIL ANALYSIS REPORT

WEAR	ABNORMAL
CONTAMINATION	NORMAL
FLUID CONDITION	NORMAL



Area
[8-388971]
Machine Id
16-8116
Component
Transmission (Auto)
Fluid
DEXRON III (--- GAL)

RECOMMENDATION

We recommend that you drain the fluid from the component if this has not already been done. We recommend an early resample to monitor this condition.

WEAR

Iron ppm levels are abnormal. The low ferrous density (PQ) index indicates the wear metal levels are due to corrosion.

CONTAMINATION

There is no indication of any contamination in the fluid.

FLUID CONDITION

The fluid is no longer serviceable as a result of the abnormal and/or severe wear.

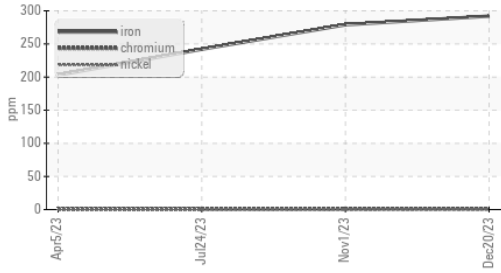
Test	UOM	Method	Limit/Abn	Current	History1	History2
Sample Number		Client Info		VCP394485	VCP353400	VCP380384
Sample Date		Client Info		20 Dec 2023	01 Nov 2023	24 Jul 2023
Machine Age	hrs	Client Info		3022	2642	1928
Oil Age	hrs	Client Info		0	0	0
Filter Age	hrs	Client Info		0	0	0
Oil Changed		Client Info		Not Changd	Not Changd	Not Changd
Filter Changed		Client Info		N/A	Not Changd	Not Changd
Sample Status				ABNORMAL	ABNORMAL	ABNORMAL

PQ		ASTM D8184*	>50	9	5	8
Iron	ppm	ASTM D5185(m)	>160	▲ 292	▲ 279	▲ 242
Chromium	ppm	ASTM D5185(m)	>5	<1	<1	<1
Nickel	ppm	ASTM D5185(m)	>5	<1	<1	<1
Titanium	ppm	ASTM D5185(m)		0	0	0
Silver	ppm	ASTM D5185(m)	>5	0	<1	0
Aluminum	ppm	ASTM D5185(m)	>50	3	2	2
Lead	ppm	ASTM D5185(m)	>50	<1	<1	0
Copper	ppm	ASTM D5185(m)	>225	10	9	8
Tin	ppm	ASTM D5185(m)	>10	0	0	0
Vanadium	ppm	ASTM D5185(m)		0	0	0
White Metal	scalar	Visual*	NONE	NONE	NONE	NONE
Yellow Metal	scalar	Visual*	NONE	NONE	NONE	NONE

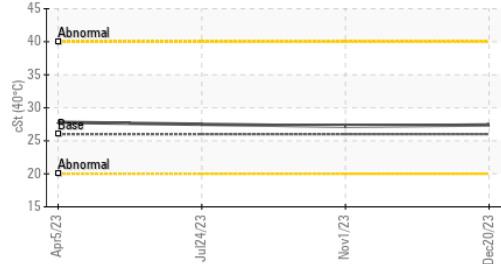
Silicon	ppm	ASTM D5185(m)	>20	11	11	10
Potassium	ppm	ASTM D5185(m)	>20	2	<1	2
Water		WC Method	>0.1	NEG	NEG	NEG
Silt	scalar	Visual*	NONE	NONE	NONE	NONE
Debris	scalar	Visual*	NONE	NONE	NONE	NONE
Sand/Dirt	scalar	Visual*	NONE	NONE	NONE	NONE
Appearance	scalar	Visual*	NORML	NORML	NORML	NORML
Odor	scalar	Visual*	NORML	NORML	NORML	NORML
Emulsified Water	scalar	Visual*	>0.1	NEG	NEG	NEG

Sodium	ppm	ASTM D5185(m)		4	4	4
Boron	ppm	ASTM D5185(m)		57	57	58
Barium	ppm	ASTM D5185(m)		1	1	1
Molybdenum	ppm	ASTM D5185(m)		0	0	<1
Manganese	ppm	ASTM D5185(m)		10	10	9
Magnesium	ppm	ASTM D5185(m)		2	2	2
Calcium	ppm	ASTM D5185(m)		81	80	80
Phosphorus	ppm	ASTM D5185(m)		189	191	198
Zinc	ppm	ASTM D5185(m)		37	35	35
Sulfur	ppm	ASTM D5185(m)		1604	1472	1514
Visc @ 40°C	cSt	ASTM D7279(m)	26.0	27.4	27.2	27.5

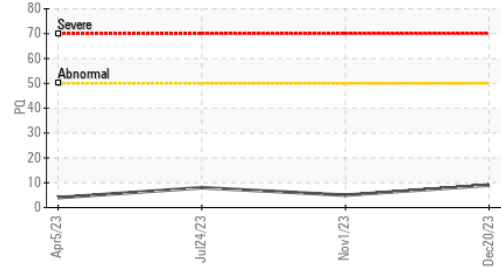
▲ Ferrous Alloys



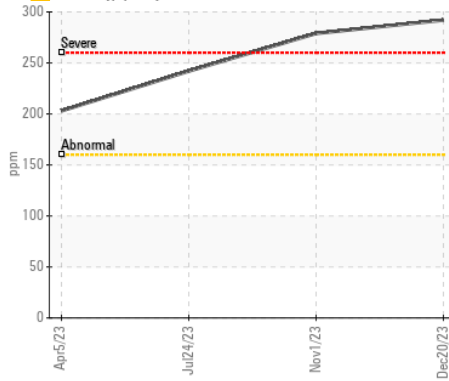
Viscosity @ 40°C



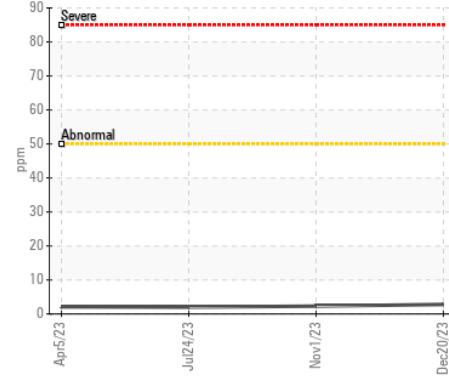
PQ



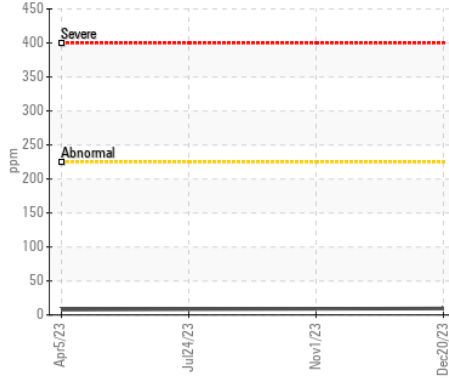
▲ Iron (ppm)



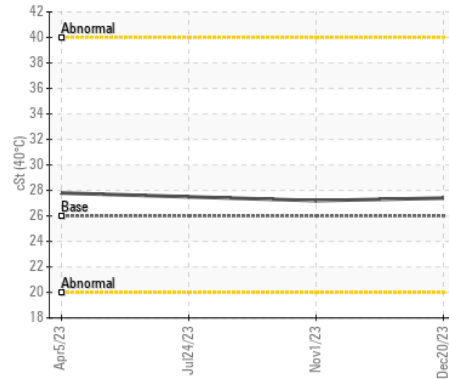
Aluminum (ppm)



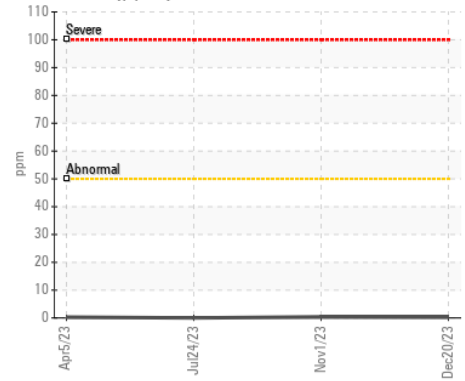
Copper (ppm)



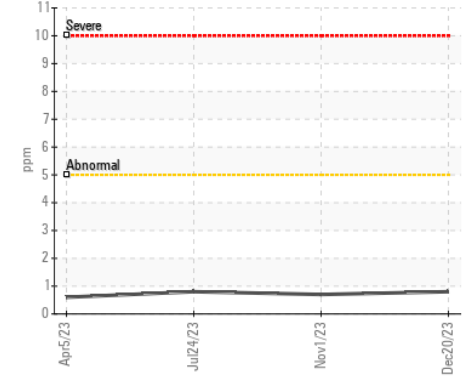
Viscosity @ 40°C



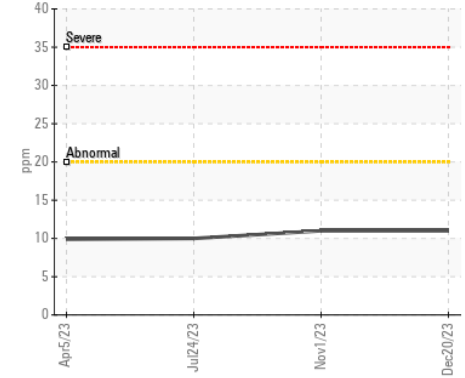
Lead (ppm)



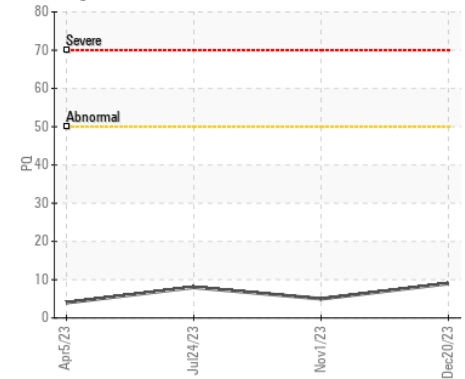
Chromium (ppm)



Silicon (ppm)



PQ



Laboratory : WearCheck - C8-1175 Appleby Line, Burlington, ON L7L 5H9
Sample No. : VCP394485 **Received** : 22 Jan 2024
Lab Number : 02610335 **Diagnosed** : 23 Jan 2024
Unique Number : 5711421 **Diagnostician** : Kevin Marson
Test Package : MOB 1 (Additional Tests: PQ)

CRH CANADA GROUP INC.
 P.O. BOX 5400
 CONCORD, ON
 CA L4K 1B6
 Contact: Dan Brown
 dan.brown@ca.crh.com

To discuss this sample report, contact Customer Service at 1-800-268-2131.
 Test denoted (*) outside scope of accreditation, (m) method modified, (e) tested at external lab.
 Validity of results and interpretation are based on the sample and information as supplied.

T:
F: