



Machine Id
731044
Component
Natural Gas Engine
Fluid
PETRO CANADA DURON GEO LD 15W40 (--- LTR)

RECOMMENDATION

Resample at the next service interval to monitor.

Test	UOM	Method	Limit/Abn	Current	History1	History2
Sample Number		Client Info		GFL0110258	GFL0085853	GFL0064283
Sample Date		Client Info		13 Feb 2024	15 Aug 2023	16 Feb 2023
Machine Age	hrs	Client Info		6166	5077	4046
Oil Age	hrs	Client Info		1200	1200	1200
Filter Age	hrs	Client Info		1200	1200	1200
Oil Changed		Client Info		Changed	Changed	Changed
Filter Changed		Client Info		Changed	Changed	Changed
Sample Status				NORMAL	NORMAL	NORMAL

WEAR

All component wear rates are normal.

Iron	ppm	ASTM D5185(m)	>50	13	12	12
Chromium	ppm	ASTM D5185(m)	>4	2	2	2
Nickel	ppm	ASTM D5185(m)	>2	<1	<1	<1
Titanium	ppm	ASTM D5185(m)		0	<1	<1
Silver	ppm	ASTM D5185(m)	>3	0	0	0
Aluminum	ppm	ASTM D5185(m)	>9	3	2	2
Lead	ppm	ASTM D5185(m)	>30	5	3	2
Copper	ppm	ASTM D5185(m)	>35	1	1	1
Tin	ppm	ASTM D5185(m)	>4	<1	<1	<1
Vanadium	ppm	ASTM D5185(m)		0	0	0

CONTAMINATION

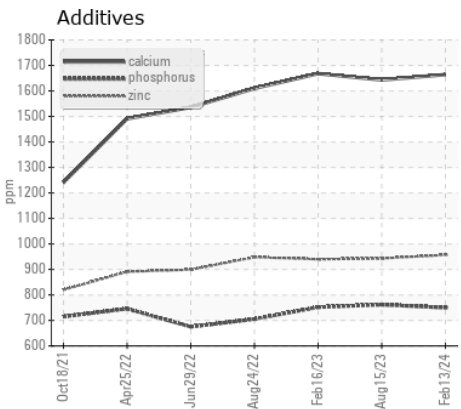
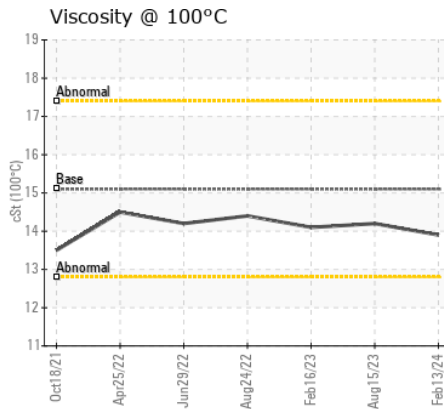
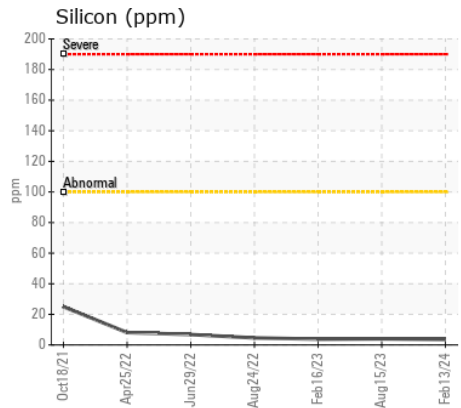
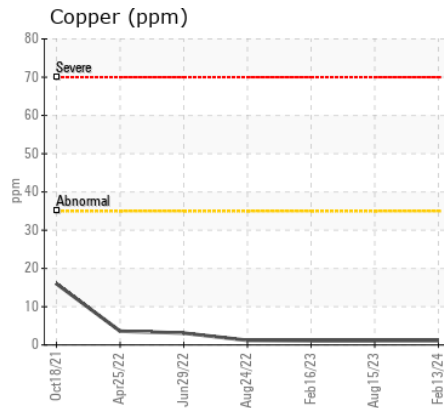
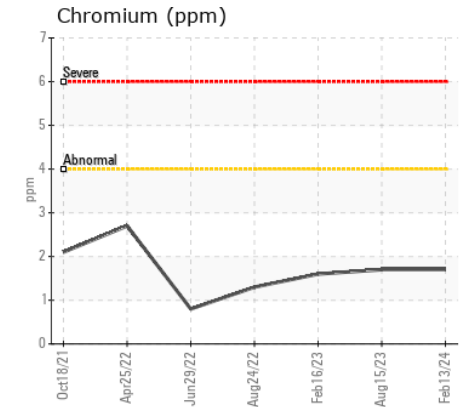
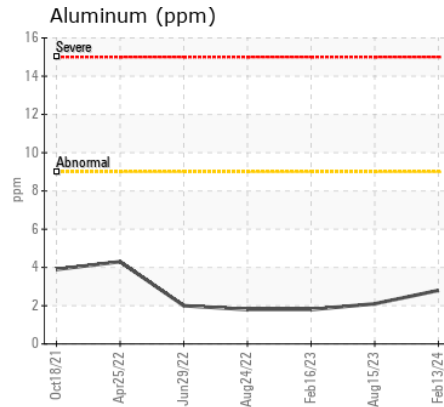
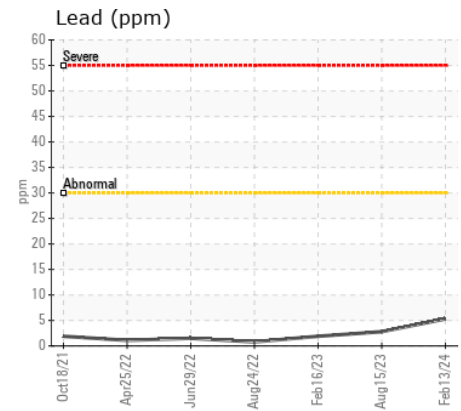
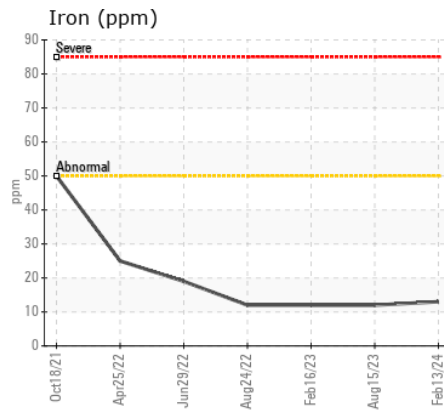
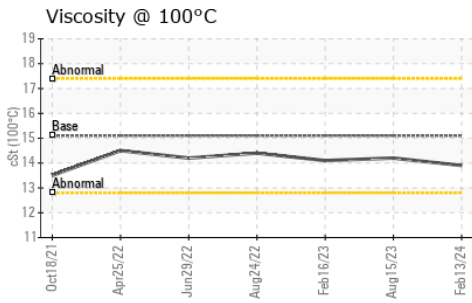
Elevated aluminum (Al) and/or lead (Pb) and potassium (K) levels in your metals analysis are likely a result of solder flux release into the lubricant and is common on new equipment/components. There is no indication of any contamination in the oil.

Silicon	ppm	ASTM D5185(m)	>+100	4	4	4
Potassium	ppm	ASTM D5185(m)	>20	7	<1	<1
Water		WC Method	>0.1	NEG	NEG	NEG
Glycol		WC Method		---	---	---
Soot %	%	ASTM D7844*		0	0	0
Nitration	Abs/cm	ASTM D7624*	>20	2.8	11.1	12.3
Sulfation	Abs/.1mm	ASTM D7415*	>30	7.4	24.8	27.1
Emulsified Water	scalar	Visual*	>0.1	NEG	NEG	NEG

FLUID CONDITION

The condition of the oil is acceptable for the time in service.

Sodium	ppm	ASTM D5185(m)		8	9	9
Boron	ppm	ASTM D5185(m)	50	6	7	5
Barium	ppm	ASTM D5185(m)	5	0	0	0
Molybdenum	ppm	ASTM D5185(m)	50	58	57	53
Manganese	ppm	ASTM D5185(m)	0	0	<1	<1
Magnesium	ppm	ASTM D5185(m)	560	619	606	571
Calcium	ppm	ASTM D5185(m)	1510	1664	1643	1668
Phosphorus	ppm	ASTM D5185(m)	780	750	762	752
Zinc	ppm	ASTM D5185(m)	870	957	943	940
Sulfur	ppm	ASTM D5185(m)	2040	2261	2057	2058
Oxidation	Abs/.1mm	ASTM D7414*	>25	4.4	18.6	21.0
Visc @ 100°C	cSt	ASTM D7279(m)	15.1	13.9	14.2	14.1



Laboratory : WearCheck - C8-1175 Appleby Line, Burlington, ON L7L 5H9
Sample No. : GFL0110258 **Received** : 15 Feb 2024
Lab Number : 02615884 **Tested** : 15 Feb 2024
Unique Number : 5732994 **Diagnosed** : 15 Feb 2024 - Wes Davis
Test Package : MOB 1

GFL Environmental - 209 - Hamilton
 560 Seaman Street
 Stoney Creek, ON
 CA L8E 3X7
 Contact: Fred Carleton
 fred.carleton@gflenv.com
 T: (289)925-6693
 F: (905)664-9008

To discuss this sample report, contact Customer Service at 1-800-268-2131.
 Test denoted (*) outside scope of accreditation, (m) method modified, (e) tested at external lab.
 Validity of results and interpretation are based on the sample and information as supplied.