



# LIEBHERR

## OIL ANALYSIS REPORT

WEAR	<b>NORMAL</b>
CONTAMINATION	<b>NORMAL</b>
FLUID CONDITION	<b>NORMAL</b>



Area  
**(341437)**  
Machine Id  
**LIEBHERR LH50M 128335-1216**  
Component  
**Transmission (Manual)**  
Fluid  
**{not provided} (--- GAL)**

### RECOMMENDATION

Resample at the next service interval to monitor. Please specify the brand, type, and viscosity of the oil on your next sample.

Test	UOM	Method	Limit/Abn	Current	History1	History2
Sample Number		Client Info		<b>LH0274729</b>	LH0270153	LH0251796
Sample Date		Client Info		<b>03 Mar 2024</b>	27 Sep 2023	22 Feb 2023
Machine Age	hrs	Client Info		<b>12359</b>	10573	8255
Oil Age	hrs	Client Info		<b>0</b>	0	0
Filter Age	hrs	Client Info		<b>0</b>	0	0
Oil Changed		Client Info		<b>Changed</b>	Changed	Changed
Filter Changed		Client Info		<b>None</b>	None	None
Sample Status				<b>NORMAL</b>	NORMAL	NORMAL

### WEAR

All component wear rates are normal.

Iron	ppm	ASTM D5185(m)	>200	<b>10</b>	10	8
Chromium	ppm	ASTM D5185(m)	>5	<b>0</b>	0	0
Nickel	ppm	ASTM D5185(m)	>5	<b>0</b>	0	0
Titanium	ppm	ASTM D5185(m)		<b>0</b>	0	<1
Silver	ppm	ASTM D5185(m)	>7	<b>0</b>	0	0
Aluminum	ppm	ASTM D5185(m)	>25	<b>2</b>	2	2
Lead	ppm	ASTM D5185(m)	>45	<b>&lt;1</b>	<1	0
Copper	ppm	ASTM D5185(m)	>225	<b>8</b>	10	8
Tin	ppm	ASTM D5185(m)	>10	<b>&lt;1</b>	<1	<1
Vanadium	ppm	ASTM D5185(m)		<b>0</b>	0	0
White Metal	scalar	Visual*	NONE	<b>NONE</b>	NONE	NONE
Yellow Metal	scalar	Visual*	NONE	<b>NONE</b>	NONE	NONE

### CONTAMINATION

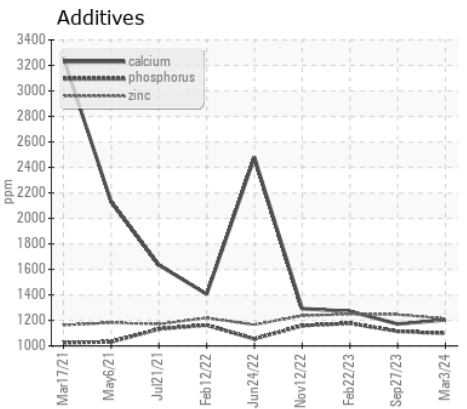
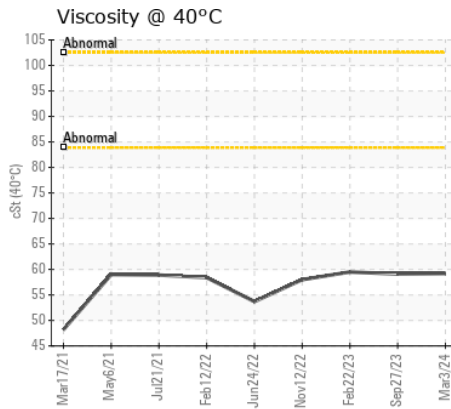
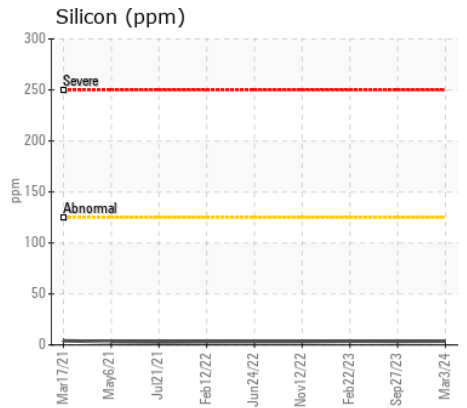
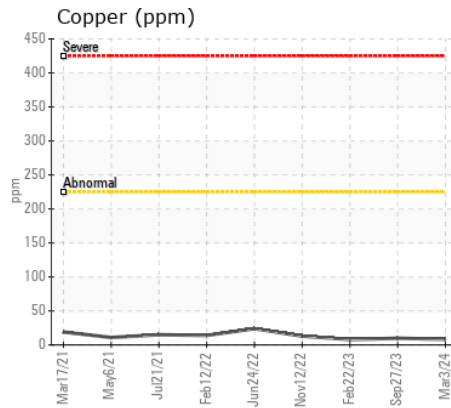
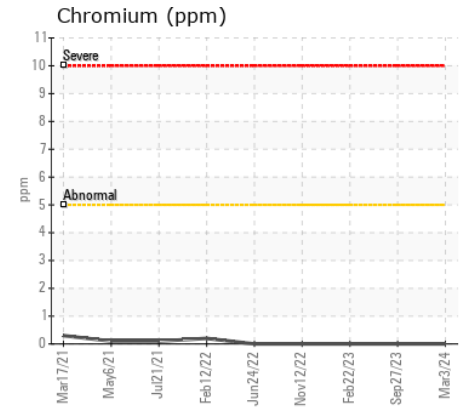
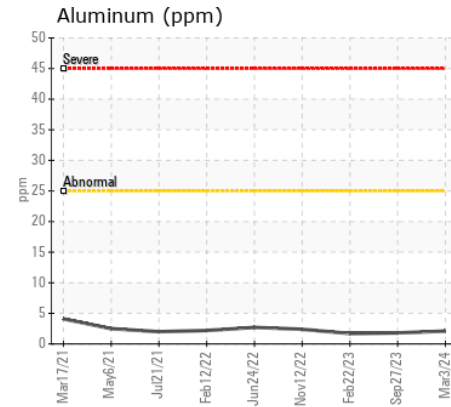
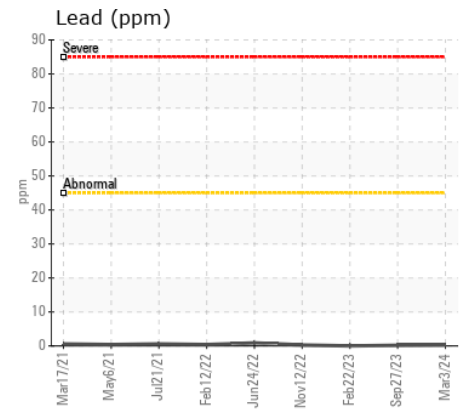
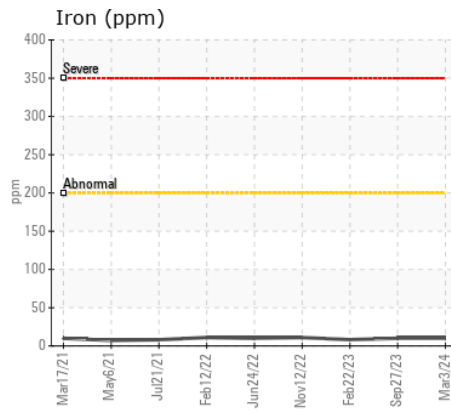
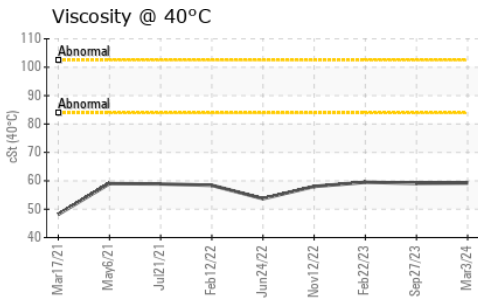
There is no indication of any contamination in the fluid.

Silicon	ppm	ASTM D5185(m)	>125	<b>4</b>	3	4
Potassium	ppm	ASTM D5185(m)	>20	<b>&lt;1</b>	<1	0
Water		WC Method	>0.1	<b>NEG</b>	NEG	NEG
Silt	scalar	Visual*	NONE	<b>NONE</b>	NONE	NONE
Debris	scalar	Visual*	NONE	<b>NONE</b>	VLITE	NONE
Sand/Dirt	scalar	Visual*	NONE	<b>NONE</b>	NONE	VLITE
Appearance	scalar	Visual*	NORML	<b>NORML</b>	NORML	NORML
Odor	scalar	Visual*	NORML	<b>NORML</b>	NORML	NORML
Emulsified Water	scalar	Visual*	>0.1	<b>NEG</b>	NEG	NEG

### FLUID CONDITION

The condition of the fluid is acceptable for the time in service.

Sodium	ppm	ASTM D5185(m)		<b>3</b>	4	5
Boron	ppm	ASTM D5185(m)		<b>6</b>	8	8
Barium	ppm	ASTM D5185(m)		<b>0</b>	<1	0
Molybdenum	ppm	ASTM D5185(m)		<b>59</b>	62	60
Manganese	ppm	ASTM D5185(m)		<b>3</b>	3	4
Magnesium	ppm	ASTM D5185(m)		<b>960</b>	1000	956
Calcium	ppm	ASTM D5185(m)		<b>1204</b>	1172	1271
Phosphorus	ppm	ASTM D5185(m)		<b>1098</b>	1114	1177
Zinc	ppm	ASTM D5185(m)		<b>1213</b>	1246	1249
Sulfur	ppm	ASTM D5185(m)		<b>3057</b>	3013	3157
Visc @ 40°C	cSt	ASTM D7279(m)		<b>59.2</b>	59.1	59.5



**Laboratory** : WearCheck - C8-1175 Appleby Line, Burlington, ON L7L 5H9  
**Sample No.** : LH0274729  
**Lab Number** : 02619602  
**Unique Number** : 5736712  
**Test Package** : MOB 1  
**Received** : 04 Mar 2024  
**Tested** : 04 Mar 2024  
**Diagnosed** : 04 Mar 2024 - Wes Davis

**COMBINED METAL INDUSTRIES-PUBLIC YARD**  
 129 FENMAR DR  
 TORONTO, ON  
 CA M9L 1M7  
 Contact: Greg Sacher  
 gsacher@combinedmetal.com  
 T: (416)642-7262  
 F: x:

To discuss this sample report, contact Customer Service at 1-800-268-2131.  
 Test denoted (\*) outside scope of accreditation, (m) method modified, (e) tested at external lab.  
 Validity of results and interpretation are based on the sample and information as supplied.