



VOLVO

OIL ANALYSIS REPORT

WEAR	ABNORMAL
CONTAMINATION	NORMAL
FLUID CONDITION	NORMAL



Area
[395275]
 Machine Id
16-8004
 Component
Transmission (Auto)
 Fluid
VOLVO EXTRA AUTOMATIC FLUID (--- GAL)

RECOMMENDATION

The fluid change at the time of sampling has been noted. We recommend an early resample to monitor this condition.

Test	UOM	Method	Limit/Abn	Current	History1	History2
Sample Number		Client Info		VCP393082	VCP391844	VCP380371
Sample Date		Client Info		24 Feb 2024	02 Nov 2023	26 Aug 2023
Machine Age	hrs	Client Info		24000	23500	23000
Oil Age	hrs	Client Info		4000	3500	3000
Filter Age	hrs	Client Info		0	0	0
Oil Changed		Client Info		Changed	Not Chngd	Not Chngd
Filter Changed		Client Info		Changed	Not Chngd	Not Chngd
Sample Status				ABNORMAL	NORMAL	NORMAL

WEAR

Iron ppm levels are abnormal. The low ferrous density (PQ) index indicates the wear metal levels are due to corrosion.

PQ		ASTM D8184*	>50	21	---	---
Iron	ppm	ASTM D5185(m)	>160	▲ 196	154	117
Chromium	ppm	ASTM D5185(m)	>5	<1	0	0
Nickel	ppm	ASTM D5185(m)	>5	0	<1	<1
Titanium	ppm	ASTM D5185(m)		0	0	0
Silver	ppm	ASTM D5185(m)	>5	0	<1	0
Aluminum	ppm	ASTM D5185(m)	>50	3	2	2
Lead	ppm	ASTM D5185(m)	>50	<1	<1	0
Copper	ppm	ASTM D5185(m)	>225	16	9	6
Tin	ppm	ASTM D5185(m)	>10	0	0	0
Vanadium	ppm	ASTM D5185(m)		0	0	0
White Metal	scalar	Visual*	NONE	NONE	NONE	NONE
Yellow Metal	scalar	Visual*	NONE	NONE	NONE	NONE

CONTAMINATION

There is no indication of any contamination in the fluid.

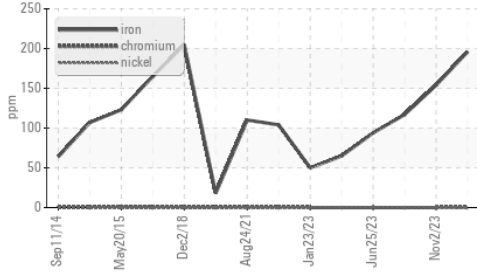
Silicon	ppm	ASTM D5185(m)	>20	5	5	5
Potassium	ppm	ASTM D5185(m)	>20	3	2	2
Water		WC Method	>0.1	NEG	NEG	NEG
Silt	scalar	Visual*	NONE	NONE	NONE	NONE
Debris	scalar	Visual*	NONE	NONE	NONE	VLITE
Sand/Dirt	scalar	Visual*	NONE	NONE	NONE	NONE
Appearance	scalar	Visual*	NORML	NORML	NORML	NORML
Odor	scalar	Visual*	NORML	NORML	NORML	NORML
Emulsified Water	scalar	Visual*	>0.1	NEG	NEG	NEG

FLUID CONDITION

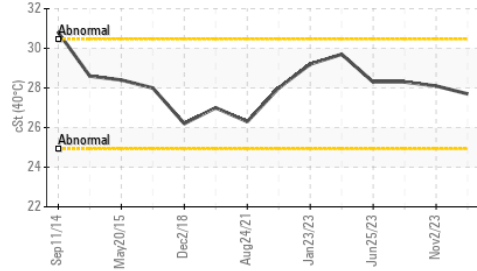
The fluid is no longer serviceable as a result of the abnormal and/or severe wear.

Sodium	ppm	ASTM D5185(m)		2	2	2
Boron	ppm	ASTM D5185(m)		78	79	77
Barium	ppm	ASTM D5185(m)		0	<1	0
Molybdenum	ppm	ASTM D5185(m)		0	0	0
Manganese	ppm	ASTM D5185(m)		<1	<1	<1
Magnesium	ppm	ASTM D5185(m)		1	<1	<1
Calcium	ppm	ASTM D5185(m)		70	68	67
Phosphorus	ppm	ASTM D5185(m)		197	201	202
Zinc	ppm	ASTM D5185(m)		8	6	7
Sulfur	ppm	ASTM D5185(m)		1749	1634	1604
Visc @ 40°C	cSt	ASTM D7279(m)		27.7	28.1	28.3

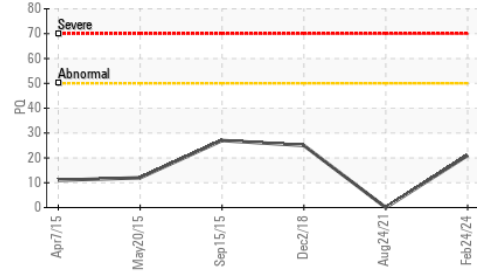
▲ Ferrous Alloys



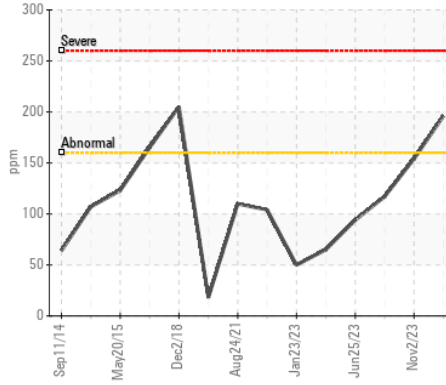
Viscosity @ 40°C



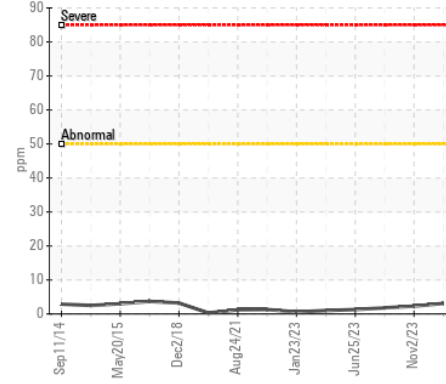
PQ



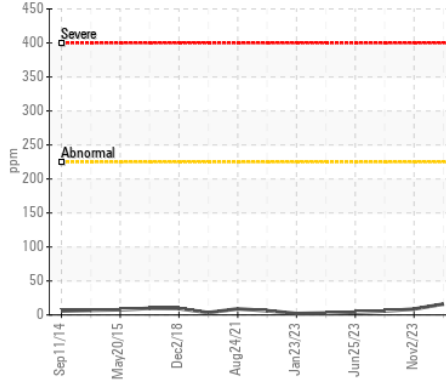
▲ Iron (ppm)



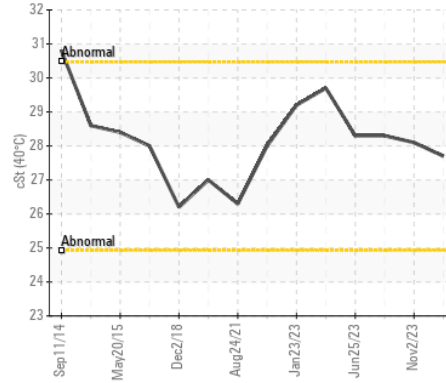
Aluminum (ppm)



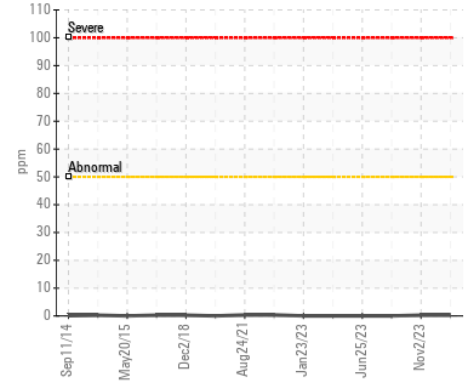
Copper (ppm)



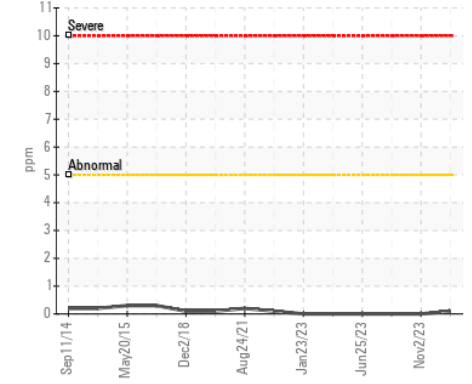
Viscosity @ 40°C



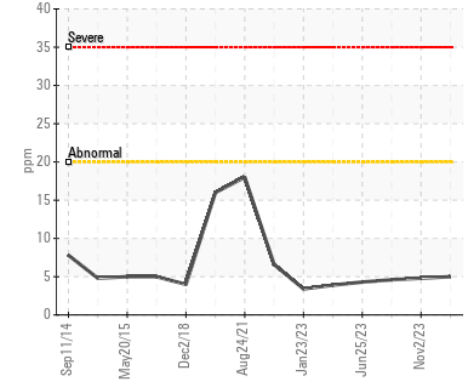
Lead (ppm)



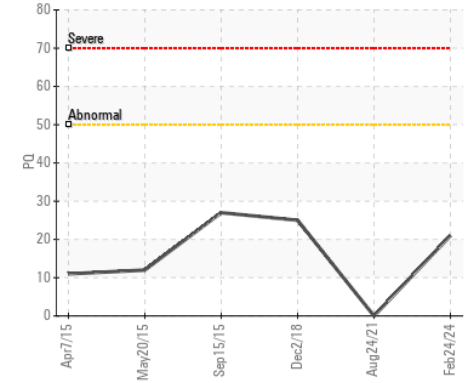
Chromium (ppm)



Silicon (ppm)



PQ



Laboratory : WearCheck - C8-1175 Appleby Line, Burlington, ON L7L 5H9
Sample No. : VCP393082 **Received** : 06 Mar 2024
Lab Number : 02620231 **Tested** : 06 Mar 2024
Unique Number : 5737341 **Diagnosed** : 06 Mar 2024 - Kevin Marson
Test Package : MOB 1 (Additional Tests: PQ)

CRH CANADA GROUP INC.
 P.O. BOX 5400
 CONCORD, ON
 CA L4K 1B6
 Contact: Dan Brown
 dan.brown@ca.crh.com

To discuss this sample report, contact Customer Service at 1-800-268-2131.
 Test denoted (*) outside scope of accreditation, (m) method modified, (e) tested at external lab.
 Validity of results and interpretation are based on the sample and information as supplied.

T:
F: