



# VOLVO

## OIL ANALYSIS REPORT

WEAR	<b>NORMAL</b>
CONTAMINATION	<b>NORMAL</b>
FLUID CONDITION	<b>NORMAL</b>

Area  
**[395306]**Machine Id  
**16-8011**Component  
**Transmission (Auto)**Fluid  
**VOLVO AUTOMATIC TRANSMISSION FLUID AT102 (--- GAL)**

### RECOMMENDATION

Resample at the next service interval to monitor.

Test	UOM	Method	Limit/Abn	Current	History1	History2
Sample Number		Client Info		<b>VCP393076</b>	VCP380084	VCP379978
Sample Date		Client Info		<b>23 Feb 2024</b>	25 Nov 2023	13 Sep 2023
Machine Age	hrs	Client Info		<b>14000</b>	13500	13000
Oil Age	hrs	Client Info		<b>2000</b>	1500	1000
Filter Age	hrs	Client Info		<b>0</b>	0	0
Oil Changed		Client Info		<b>Not Changed</b>	Not Changed	Not Changed
Filter Changed		Client Info		<b>Not Changed</b>	Not Changed	Not Changed
Sample Status				<b>NORMAL</b>	NORMAL	NORMAL

### WEAR

All component wear rates are normal.

Iron	ppm	ASTM D5185(m)	>140	<b>58</b>	49	36
Chromium	ppm	ASTM D5185(m)	>2	<b>&lt;1</b>	<1	<1
Nickel	ppm	ASTM D5185(m)	>2	<b>&lt;1</b>	<1	<1
Titanium	ppm	ASTM D5185(m)	>2	<b>0</b>	0	0
Silver	ppm	ASTM D5185(m)	>5	<b>0</b>	<1	0
Aluminum	ppm	ASTM D5185(m)	>10	<b>3</b>	2	2
Lead	ppm	ASTM D5185(m)	>20	<b>&lt;1</b>	<1	0
Copper	ppm	ASTM D5185(m)	>100	<b>6</b>	6	5
Tin	ppm	ASTM D5185(m)	>2	<b>0</b>	0	0
Vanadium	ppm	ASTM D5185(m)		<b>0</b>	0	0
White Metal	scalar	Visual*	NONE	<b>NONE</b>	NONE	NONE
Yellow Metal	scalar	Visual*	NONE	<b>NONE</b>	NONE	NONE

### CONTAMINATION

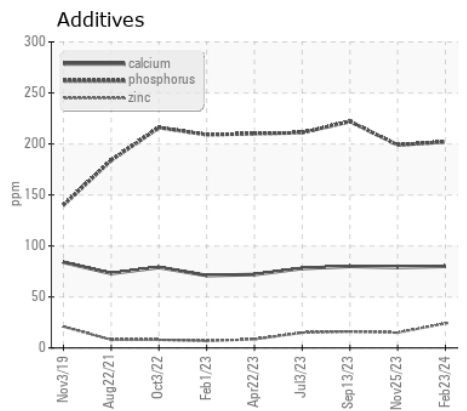
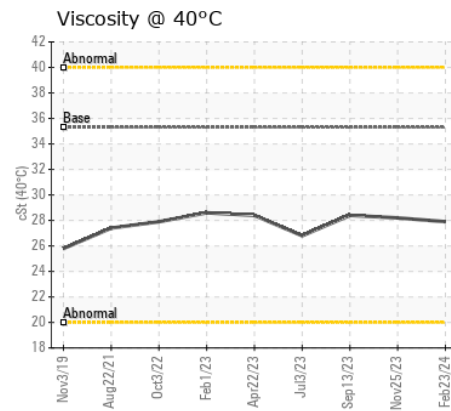
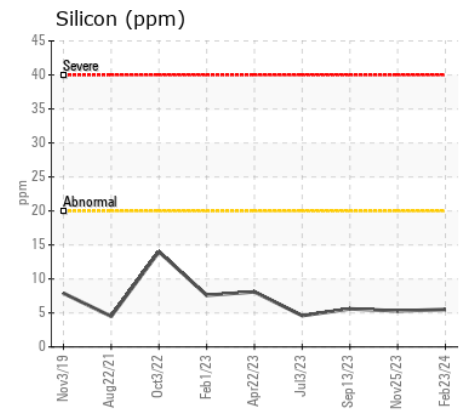
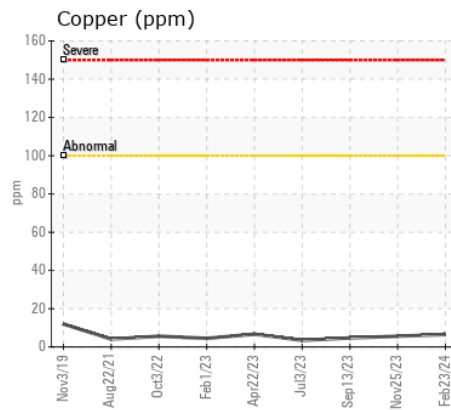
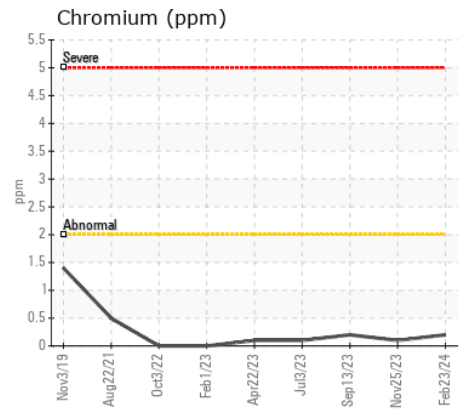
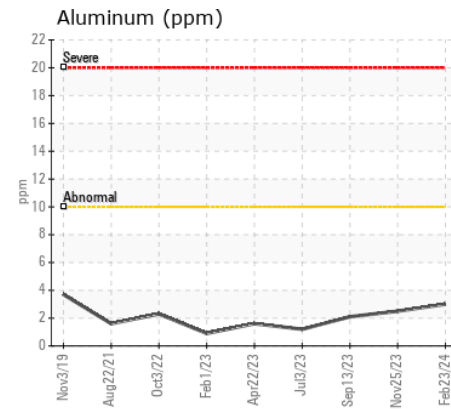
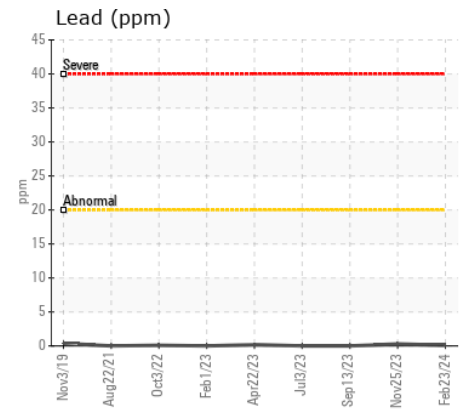
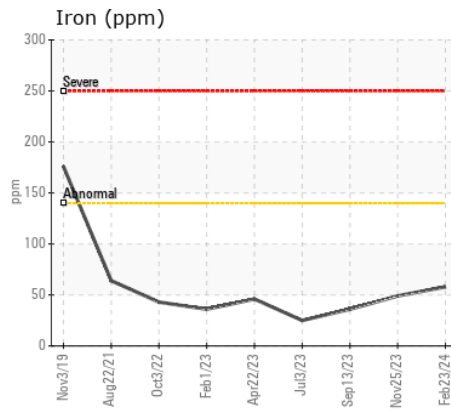
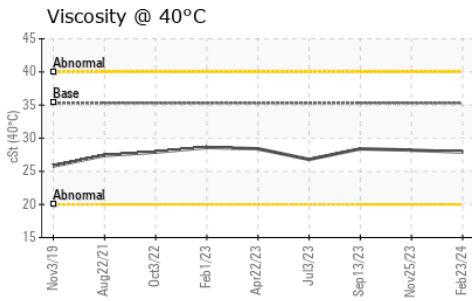
There is no indication of any contamination in the fluid.

Silicon	ppm	ASTM D5185(m)	>20	<b>6</b>	5	6
Potassium	ppm	ASTM D5185(m)	>20	<b>1</b>	<1	1
Water		WC Method	>0.1	<b>NEG</b>	NEG	NEG
Silt	scalar	Visual*	NONE	<b>NONE</b>	NONE	NONE
Debris	scalar	Visual*	NONE	<b>NONE</b>	NONE	NONE
Sand/Dirt	scalar	Visual*	NONE	<b>NONE</b>	NONE	NONE
Appearance	scalar	Visual*	NORML	<b>NORML</b>	NORML	NORML
Odor	scalar	Visual*	NORML	<b>NORML</b>	NORML	NORML
Emulsified Water	scalar	Visual*	>0.1	<b>NEG</b>	NEG	NEG

### FLUID CONDITION

The condition of the fluid is acceptable for the time in service.

Sodium	ppm	ASTM D5185(m)		<b>2</b>	2	2
Boron	ppm	ASTM D5185(m)	187	<b>74</b>	77	79
Barium	ppm	ASTM D5185(m)	0.0	<b>&lt;1</b>	1	<1
Molybdenum	ppm	ASTM D5185(m)	0.0	<b>0</b>	0	0
Manganese	ppm	ASTM D5185(m)	0.0	<b>1</b>	1	1
Magnesium	ppm	ASTM D5185(m)	6.8	<b>12</b>	11	11
Calcium	ppm	ASTM D5185(m)	215	<b>80</b>	79	80
Phosphorus	ppm	ASTM D5185(m)	445	<b>202</b>	199	222
Zinc	ppm	ASTM D5185(m)	56	<b>24</b>	15	16
Sulfur	ppm	ASTM D5185(m)	1336	<b>1641</b>	1666	1753
Visc @ 40°C	cSt	ASTM D7279(m)	35.3	<b>27.9</b>	28.2	28.4



**Laboratory** : WearCheck - C8-1175 Appleby Line, Burlington, ON L7L 5H9  
**Sample No.** : VCP393076  
**Lab Number** : 02620234  
**Unique Number** : 5737344  
**Test Package** : MOB 1  
**Received** : 06 Mar 2024  
**Tested** : 06 Mar 2024  
**Diagnosed** : 06 Mar 2024 - Wes Davis

**CRH CANADA GROUP INC.**  
 P.O. BOX 5400  
 CONCORD, ON  
 CA L4K 1B6  
 Contact: Dan Brown  
 dan.brown@ca.crh.com

To discuss this sample report, contact Customer Service at 1-800-268-2131.  
 Test denoted (\*) outside scope of accreditation, (m) method modified, (e) tested at external lab.  
 Validity of results and interpretation are based on the sample and information as supplied.

T:  
F: