



# VOLVO

## OIL ANALYSIS REPORT

WEAR	<b>ABNORMAL</b>
CONTAMINATION	<b>NORMAL</b>
FLUID CONDITION	<b>NORMAL</b>



Area  
**[400774]**

Machine Id  
**16-8008**

Component  
**Transmission (Auto)**

Fluid  
**VOLVO EXTRA AUTOMATIC FLUID (--- GAL)**

### RECOMMENDATION

We recommend that you drain the fluid from the component if this has not already been done. We recommend an early resample to monitor this condition.

Test	UOM	Method	Limit/Abn	Current	History1	History2
Sample Number		Client Info		<b>VCP393874</b>	VCP430144	VCP391624
Sample Date		Client Info		<b>13 Apr 2024</b>	19 Dec 2023	29 Sep 2023
Machine Age	hrs	Client Info		<b>11500</b>	11006	10500
Oil Age	hrs	Client Info		<b>3500</b>	3000	2500
Filter Age	hrs	Client Info		<b>0</b>	0	0
Oil Changed		Client Info		<b>Not Changed</b>	Not Changed	Not Changed
Filter Changed		Client Info		<b>Not Changed</b>	Not Changed	Not Changed
Sample Status				<b>ABNORMAL</b>	ABNORMAL	ABNORMAL

### WEAR

Iron ppm levels are abnormal. The low ferrous density (PQ) index indicates the wear metal levels are due to corrosion.

PQ		ASTM D8184*	>60	<b>7</b>	16	0
Iron	ppm	ASTM D5185(m)	>140	<b>▲ 209</b>	<b>▲ 184</b>	<b>▲ 161</b>
Chromium	ppm	ASTM D5185(m)	>2	<b>0</b>	<1	0
Nickel	ppm	ASTM D5185(m)	>2	<b>0</b>	<1	<1
Titanium	ppm	ASTM D5185(m)	>2	<b>0</b>	0	0
Silver	ppm	ASTM D5185(m)	>5	<b>0</b>	0	<1
Aluminum	ppm	ASTM D5185(m)	>10	<b>&lt;1</b>	2	<1
Lead	ppm	ASTM D5185(m)	>20	<b>0</b>	0	<1
Copper	ppm	ASTM D5185(m)	>100	<b>6</b>	5	5
Tin	ppm	ASTM D5185(m)	>2	<b>0</b>	0	0
Vanadium	ppm	ASTM D5185(m)		<b>0</b>	0	0
White Metal	scalar	Visual*	NONE	<b>NONE</b>	NONE	NONE
Yellow Metal	scalar	Visual*	NONE	<b>NONE</b>	NONE	NONE

### CONTAMINATION

There is no indication of any contamination in the fluid.

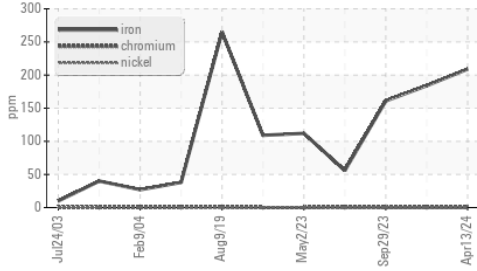
Silicon	ppm	ASTM D5185(m)	>20	<b>5</b>	6	6
Potassium	ppm	ASTM D5185(m)	>20	<b>4</b>	6	4
Water		WC Method	>0.1	<b>NEG</b>	NEG	NEG
Silt	scalar	Visual*	NONE	<b>NONE</b>	NONE	NONE
Debris	scalar	Visual*	NONE	<b>NONE</b>	NONE	NONE
Sand/Dirt	scalar	Visual*	NONE	<b>NONE</b>	NONE	NONE
Appearance	scalar	Visual*	NORML	<b>NORML</b>	NORML	NORML
Odor	scalar	Visual*	NORML	<b>NORML</b>	NORML	NORML
Emulsified Water	scalar	Visual*	>0.1	<b>NEG</b>	NEG	NEG

### FLUID CONDITION

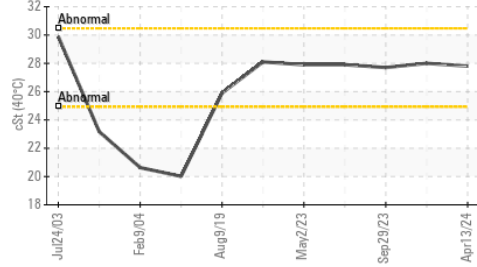
The fluid is no longer serviceable as a result of the abnormal and/or severe wear.

Sodium	ppm	ASTM D5185(m)		<b>3</b>	2	3
Boron	ppm	ASTM D5185(m)		<b>71</b>	63	71
Barium	ppm	ASTM D5185(m)		<b>&lt;1</b>	0	<1
Molybdenum	ppm	ASTM D5185(m)		<b>0</b>	0	0
Manganese	ppm	ASTM D5185(m)		<b>2</b>	1	1
Magnesium	ppm	ASTM D5185(m)		<b>1</b>	1	<1
Calcium	ppm	ASTM D5185(m)		<b>137</b>	135	135
Phosphorus	ppm	ASTM D5185(m)		<b>203</b>	200	200
Zinc	ppm	ASTM D5185(m)		<b>33</b>	31	32
Sulfur	ppm	ASTM D5185(m)		<b>1683</b>	1670	1692
Visc @ 40°C	cSt	ASTM D7279(m)		<b>27.8</b>	28.0	27.7

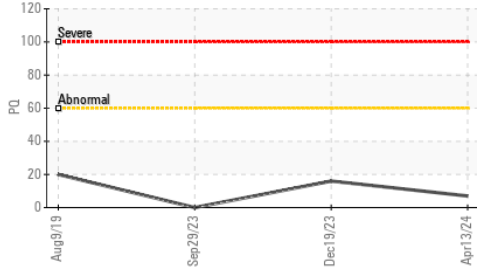
▲ Ferrous Alloys



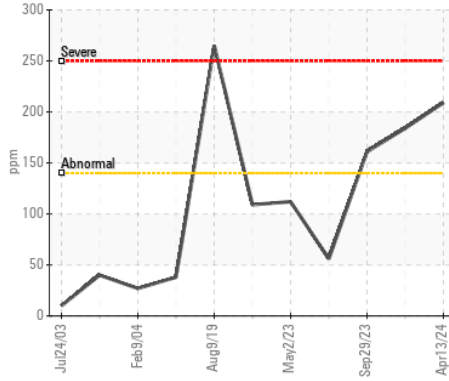
Viscosity @ 40°C



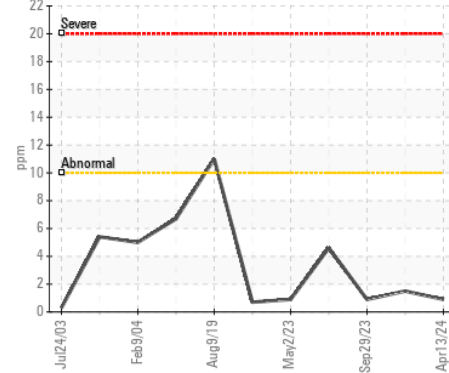
PQ



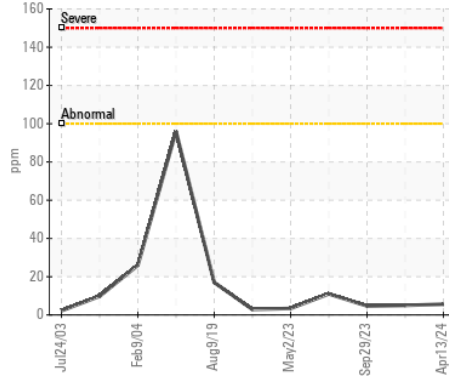
▲ Iron (ppm)



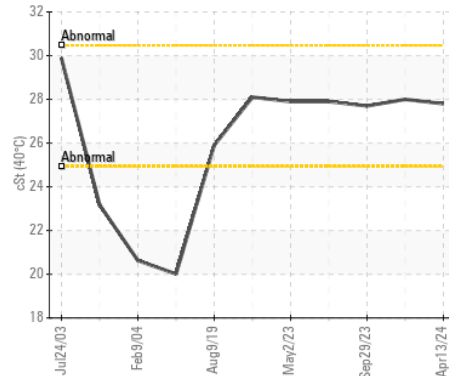
Aluminum (ppm)



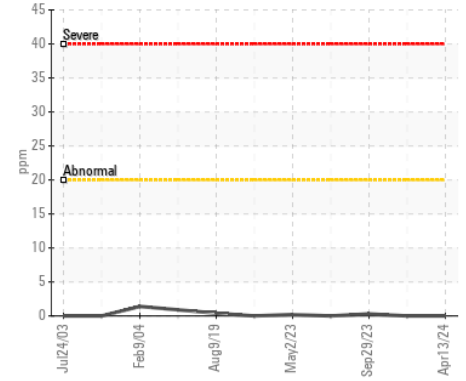
Copper (ppm)



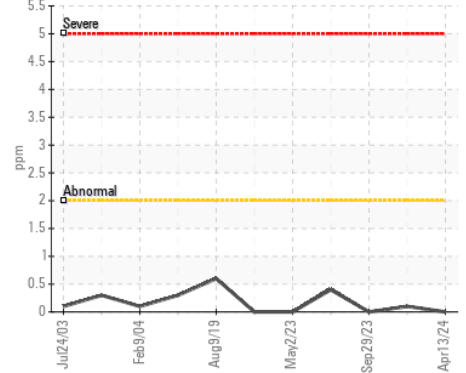
Viscosity @ 40°C



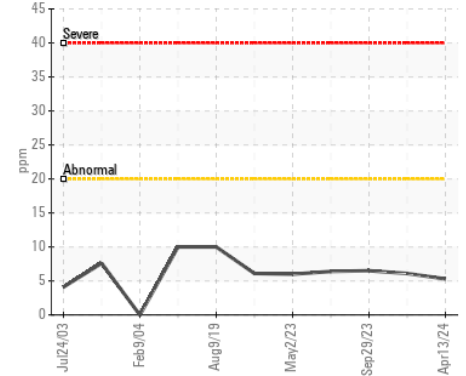
Lead (ppm)



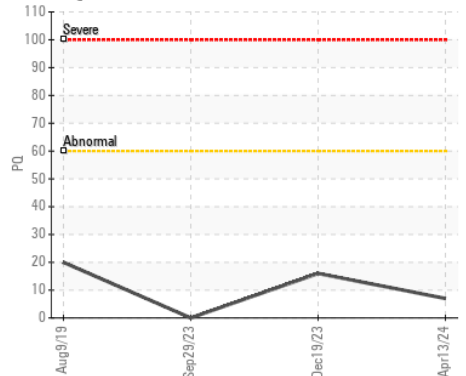
Chromium (ppm)



Silicon (ppm)



PQ



**Laboratory** : WearCheck - C8-1175 Appleby Line, Burlington, ON L7L 5H9  
**Sample No.** : VCP393874 **Received** : 17 Apr 2024  
**Lab Number** : 02629694 **Tested** : 18 Apr 2024  
**Unique Number** : 5762826 **Diagnosed** : 18 Apr 2024 - Kevin Marson  
**Test Package** : MOB 1 ( Additional Tests: PQ )

**CRH CANADA GROUP INC.**  
 P.O. BOX 5400  
 CONCORD, ON  
 CA L4K 1B6  
 Contact: Dan Brown  
 dan.brown@ca.crh.com

To discuss this sample report, contact Customer Service at 1-800-268-2131.  
 Test denoted (\*) outside scope of accreditation, (m) method modified, (e) tested at external lab.  
 Validity of results and interpretation are based on the sample and information as supplied.