



WEAR	<b>NORMAL</b>
CONTAMINATION	<b>NORMAL</b>
FLUID CONDITION	<b>NORMAL</b>

Area

**[85671]**

Machine Id

**6300 STEELES AVE W VAUGHAN UNIT 1 OR UNIT Q 407 ETR 20184845**

Component

**Right Diesel Engine**

Fluid

**ESSO XD-3 EXTRA 15W40 (20 LTR)**

**RECOMMENDATION**

Resample at the next service interval to monitor.

Test	UOM	Method	Limit/Abn	Current	History1	History2
Sample Number		Client Info		<b>PN0006004</b>	PN0004760	PN0003594
Sample Date		Client Info		<b>15 Apr 2024</b>	01 May 2023	05 May 2022
Machine Age	hrs	Client Info		<b>659</b>	653	634
Oil Age	hrs	Client Info		<b>6</b>	19	0
Filter Age	hrs	Client Info		<b>6</b>	19	0
Oil Changed		Client Info		<b>Changed</b>	Changed	Changed
Filter Changed		Client Info		<b>Changed</b>	Changed	Changed
Sample Status				<b>NORMAL</b>	NORMAL	NORMAL

**WEAR**

Metal levels are typical for a new component breaking in.

Iron	ppm	ASTM D5185(m)	>51	<b>1</b>	2	2
Chromium	ppm	ASTM D5185(m)	>11	<b>0</b>	0	0
Nickel	ppm	ASTM D5185(m)	>5	<b>0</b>	<1	<1
Titanium	ppm	ASTM D5185(m)		<b>0</b>	<1	0
Silver	ppm	ASTM D5185(m)	>3	<b>0</b>	1	<1
Aluminum	ppm	ASTM D5185(m)	>31	<b>&lt;1</b>	2	2
Lead	ppm	ASTM D5185(m)	>26	<b>0</b>	<1	<1
Copper	ppm	ASTM D5185(m)	>26	<b>&lt;1</b>	<1	<1
Tin	ppm	ASTM D5185(m)	>4	<b>0</b>	0	<1
Vanadium	ppm	ASTM D5185(m)		<b>0</b>	0	0

**CONTAMINATION**

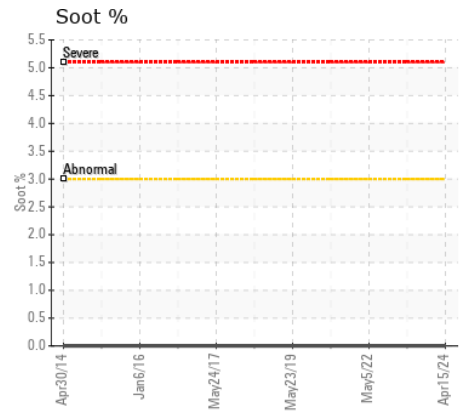
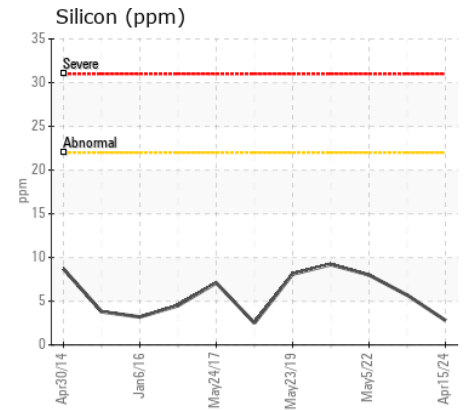
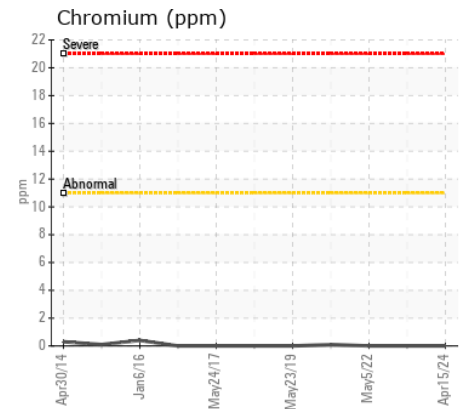
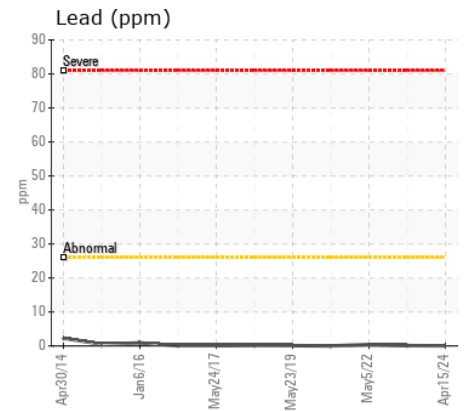
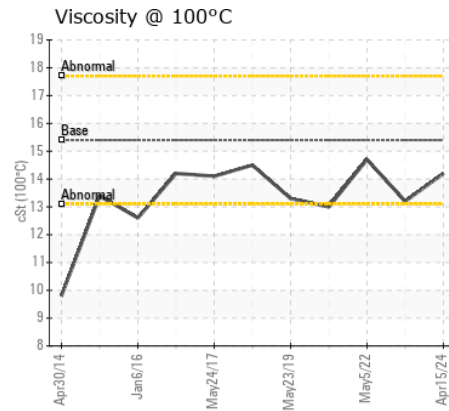
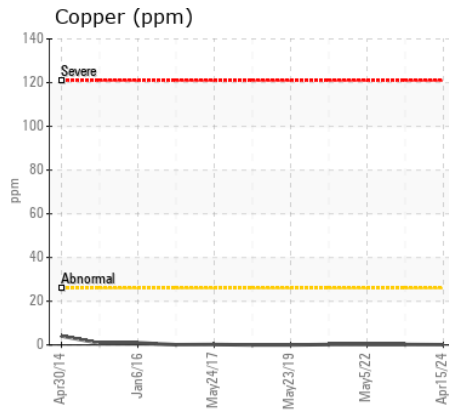
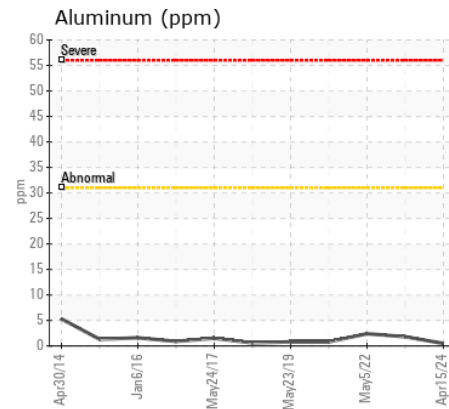
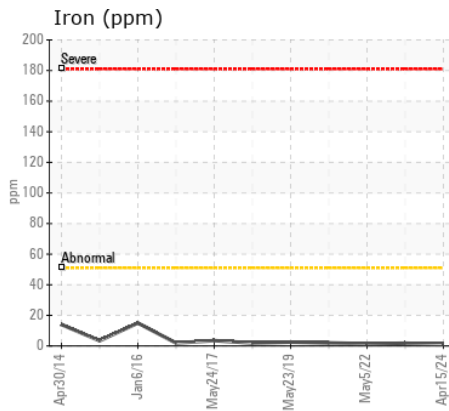
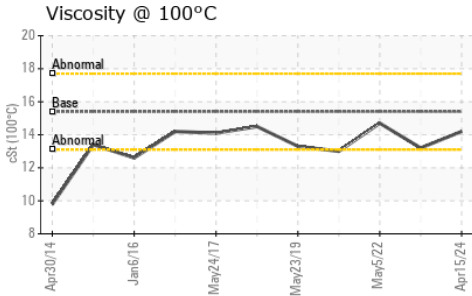
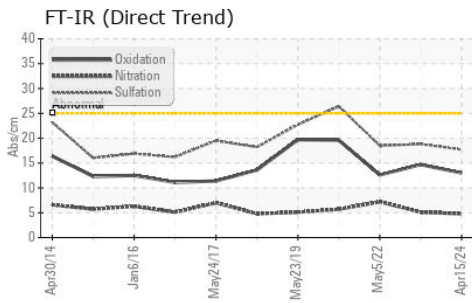
There is no indication of any contamination in the oil.

Silicon	ppm	ASTM D5185(m)	>22	<b>3</b>	6	8
Potassium	ppm	ASTM D5185(m)	>20	<b>0</b>	0	<1
Fuel		WC Method	>2.1	<b>&lt;1.0</b>	<1.0	<1.0
Water		WC Method	>0.21	<b>NEG</b>	NEG	NEG
Glycol		WC Method		<b>NEG</b>	NEG	NEG
Soot %	%	ASTM D7844*	>3	<b>0</b>	0	0
Nitration	Abs/cm	ASTM D7624*	>20	<b>4.8</b>	5.1	7.2
Sulfation	Abs/.1mm	ASTM D7415*	>30	<b>17.7</b>	18.8	18.5
Emulsified Water	scalar	Visual*	>0.21	<b>NEG</b>	NEG	NEG

**FLUID CONDITION**

The condition of the oil is acceptable for the time in service.

Sodium	ppm	ASTM D5185(m)	>192	<b>&lt;1</b>	2	2
Boron	ppm	ASTM D5185(m)		<b>16</b>	38	80
Barium	ppm	ASTM D5185(m)		<b>0</b>	0	0
Molybdenum	ppm	ASTM D5185(m)		<b>50</b>	59	84
Manganese	ppm	ASTM D5185(m)		<b>0</b>	<1	0
Magnesium	ppm	ASTM D5185(m)		<b>796</b>	609	25
Calcium	ppm	ASTM D5185(m)	3780	<b>1168</b>	1561	1909
Phosphorus	ppm	ASTM D5185(m)	1370	<b>958</b>	1018	1042
Zinc	ppm	ASTM D5185(m)	1500	<b>1101</b>	1072	1149
Sulfur	ppm	ASTM D5185(m)	3800	<b>2612</b>	2688	3218
Oxidation	Abs/.1mm	ASTM D7414*	>25	<b>13.0</b>	14.7	12.6
Visc @ 100°C	cSt	ASTM D7279(m)	15.4	<b>14.2</b>	13.2	14.7



**Laboratory** : WearCheck - C8-1175 Appleby Line, Burlington, ON L7L 5H9  
**Sample No.** : PN0006004  
**Lab Number** : 02630118  
**Unique Number** : 5763250  
**Test Package** : MOB 1  
**Received** : 19 Apr 2024  
**Tested** : 19 Apr 2024  
**Diagnosed** : 19 Apr 2024 - Wes Davis

**POWER STATION INC.**  
 1050 JAYSON COURT  
 MISSISSAUGA, ON  
 CA L4W 2V5  
 Contact: Brett Kinkley  
 Bkinkley@pwrstn.com  
 T:  
 F: (905)565-8544

To discuss this sample report, contact Customer Service at 1-800-268-2131.  
 Test denoted (\*) outside scope of accreditation, (m) method modified, (e) tested at external lab.  
 Validity of results and interpretation are based on the sample and information as supplied.