



VOLVO

OIL ANALYSIS REPORT

WEAR	ABNORMAL
CONTAMINATION	NORMAL
FLUID CONDITION	NORMAL

Area
[402213]
 Machine Id

622667
 Component
Transmission (Auto)



Fluid
VOLVO AUTOMATIC TRANSMISSION FLUID AT102 (--- GAL)

RECOMMENDATION

We recommend that you drain the fluid from the component if this has not already been done. We recommend an early resample to monitor this condition.

Test	UOM	Method	Limit/Abn	Current	History1	History2
Sample Number		Client Info		VCP392813	VCP448069	VCP391810
Sample Date		Client Info		23 Apr 2024	13 Apr 2024	10 Nov 2023
Machine Age	hrs	Client Info		3040	3000	2500
Oil Age	hrs	Client Info		3040	3000	2500
Filter Age	hrs	Client Info		0	0	0
Oil Changed		Client Info		Not Changed	Not Changed	Not Changed
Filter Changed		Client Info		Not Changed	Not Changed	Not Changed
Sample Status				ABNORMAL	ABNORMAL	ABNORMAL

WEAR

Iron ppm levels are abnormal. The low ferrous density (PQ) index indicates the wear metal levels are due to corrosion.

PQ		ASTM D8184*	>50	6	7	9
Iron	ppm	ASTM D5185(m)	>160	▲ 211	▲ 216	▲ 187
Chromium	ppm	ASTM D5185(m)	>5	<1	<1	<1
Nickel	ppm	ASTM D5185(m)	>5	<1	<1	<1
Titanium	ppm	ASTM D5185(m)		0	0	0
Silver	ppm	ASTM D5185(m)	>5	0	0	<1
Aluminum	ppm	ASTM D5185(m)	>50	1	2	1
Lead	ppm	ASTM D5185(m)	>50	0	0	<1
Copper	ppm	ASTM D5185(m)	>225	12	12	11
Tin	ppm	ASTM D5185(m)	>10	0	0	0
Vanadium	ppm	ASTM D5185(m)		0	0	0
White Metal	scalar	Visual*	NONE	NONE	NONE	NONE
Yellow Metal	scalar	Visual*	NONE	NONE	NONE	NONE

CONTAMINATION

There is no indication of any contamination in the fluid.

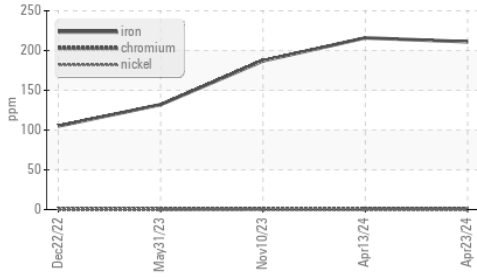
Silicon	ppm	ASTM D5185(m)	>20	11	11	11
Potassium	ppm	ASTM D5185(m)	>20	2	2	<1
Water		WC Method	>0.1	NEG	NEG	NEG
Silt	scalar	Visual*	NONE	NONE	NONE	NONE
Debris	scalar	Visual*	NONE	NONE	NONE	NONE
Sand/Dirt	scalar	Visual*	NONE	NONE	NONE	NONE
Appearance	scalar	Visual*	NORML	NORML	NORML	NORML
Odor	scalar	Visual*	NORML	NORML	NORML	NORML
Emulsified Water	scalar	Visual*	>0.1	NEG	NEG	NEG

FLUID CONDITION

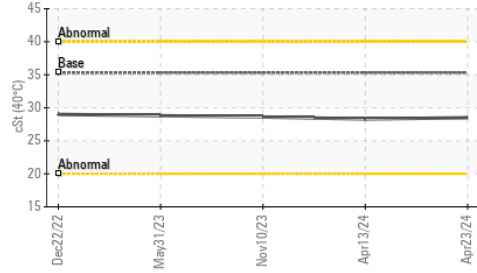
The fluid is no longer serviceable as a result of the abnormal and/or severe wear.

Sodium	ppm	ASTM D5185(m)		5	5	5
Boron	ppm	ASTM D5185(m)	187	47	47	46
Barium	ppm	ASTM D5185(m)	0.0	1	1	2
Molybdenum	ppm	ASTM D5185(m)	0.0	0	0	0
Manganese	ppm	ASTM D5185(m)	0.0	10	10	10
Magnesium	ppm	ASTM D5185(m)	6.8	3	3	3
Calcium	ppm	ASTM D5185(m)	215	75	77	75
Phosphorus	ppm	ASTM D5185(m)	445	192	200	198
Zinc	ppm	ASTM D5185(m)	56	71	73	70
Sulfur	ppm	ASTM D5185(m)	1336	1389	1409	1389
Visc @ 40°C	cSt	ASTM D7279(m)	35.3	28.5	28.3	28.6

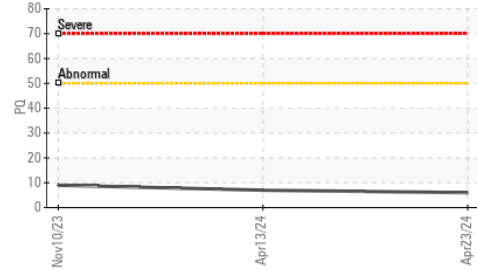
▲ Ferrous Alloys



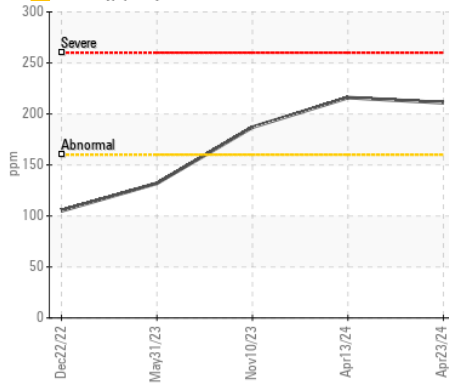
Viscosity @ 40°C



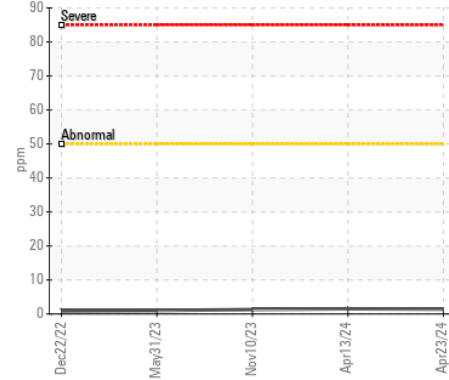
PQ



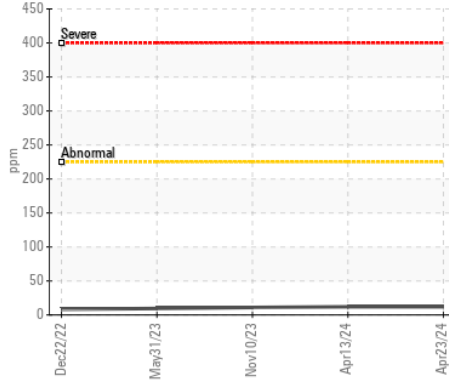
▲ Iron (ppm)



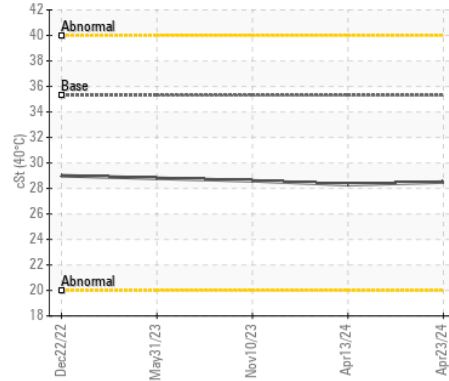
Aluminum (ppm)



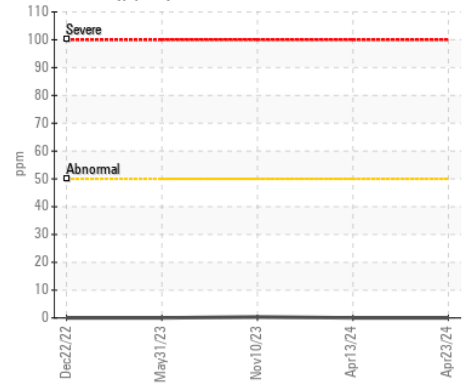
Copper (ppm)



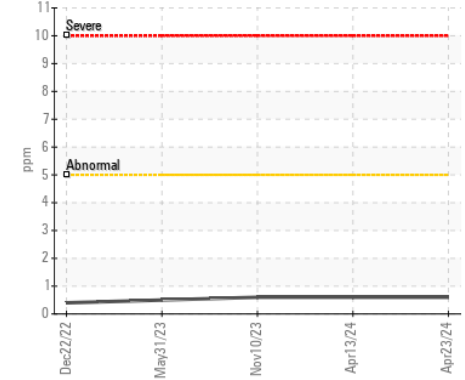
Viscosity @ 40°C



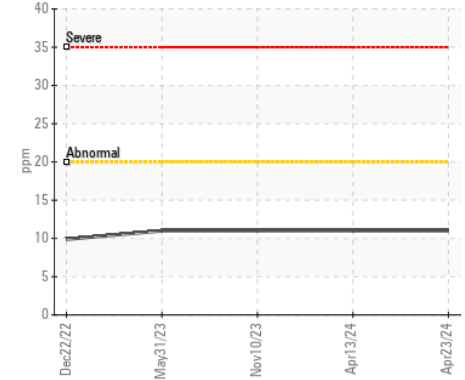
Lead (ppm)



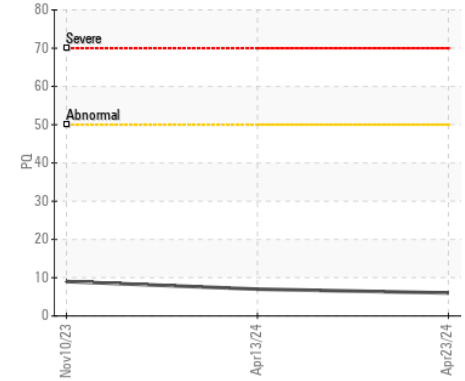
Chromium (ppm)



Silicon (ppm)



PQ



ISO 17025:2017
Accredited
Laboratory

Laboratory : WearCheck - C8-1175 Appleby Line, Burlington, ON L7L 5H9
Sample No. : VCP392813 **Received** : 25 Apr 2024
Lab Number : 02631358 **Tested** : 25 Apr 2024
Unique Number : 5772511 **Diagnosed** : 26 Apr 2024 - Kevin Marson
Test Package : MOB 1 (Additional Tests: PQ)

CRH CANADA GROUP INC.
P.O. BOX 5400
CONCORD, ON
CA L4K 1B6
Contact: Dan Brown
dan.brown@ca.crh.com

To discuss this sample report, contact Customer Service at 1-800-268-2131.
Test denoted (*) outside scope of accreditation, (m) method modified, (e) tested at external lab.
Validity of results and interpretation are based on the sample and information as supplied.

T:
F: