



# VOLVO

## OIL ANALYSIS REPORT

WEAR	<b>NORMAL</b>
CONTAMINATION	<b>NORMAL</b>
FLUID CONDITION	<b>NORMAL</b>



Area

**[8-400712]**

Machine Id

**27-4550**

Component

**Diesel Engine**

Fluid

**VOLVO ULTRA DIESEL ENGINE OIL 15W40 VDS-3 (--- GAL)**

### RECOMMENDATION

Resample at the next service interval to monitor.

Test	UOM	Method	Limit/Abn	Current	History1	History2
Sample Number		Client Info		<b>VCP450162</b>	VCP353285	VCP391546
Sample Date		Client Info		<b>12 Apr 2024</b>	01 Nov 2023	28 Jun 2023
Machine Age	hrs	Client Info		<b>12023</b>	11540	11005
Oil Age	hrs	Client Info		<b>2000</b>	0	0
Filter Age	hrs	Client Info		<b>0</b>	0	0
Oil Changed		Client Info		<b>Changed</b>	Changed	Changed
Filter Changed		Client Info		<b>Changed</b>	Changed	Changed
Sample Status				<b>NORMAL</b>	NORMAL	NORMAL

### WEAR

All component wear rates are normal.

Iron	ppm	ASTM D5185(m)	>100	<b>45</b>	18	19
Chromium	ppm	ASTM D5185(m)	>10	<b>&lt;1</b>	<1	<1
Nickel	ppm	ASTM D5185(m)	>10	<b>1</b>	3	3
Titanium	ppm	ASTM D5185(m)		<b>0</b>	0	0
Silver	ppm	ASTM D5185(m)	>2	<b>0</b>	0	0
Aluminum	ppm	ASTM D5185(m)	>10	<b>2</b>	2	1
Lead	ppm	ASTM D5185(m)	>20	<b>&lt;1</b>	3	3
Copper	ppm	ASTM D5185(m)	>15	<b>1</b>	1	1
Tin	ppm	ASTM D5185(m)	>10	<b>&lt;1</b>	<1	<1
Vanadium	ppm	ASTM D5185(m)		<b>0</b>	0	0

### CONTAMINATION

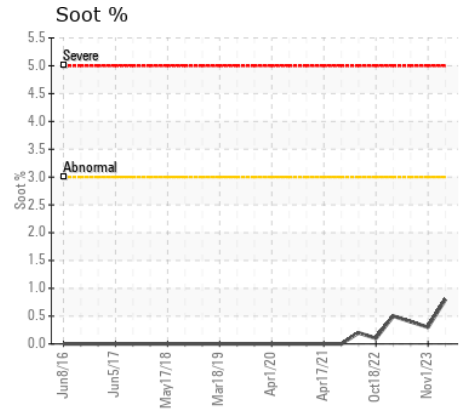
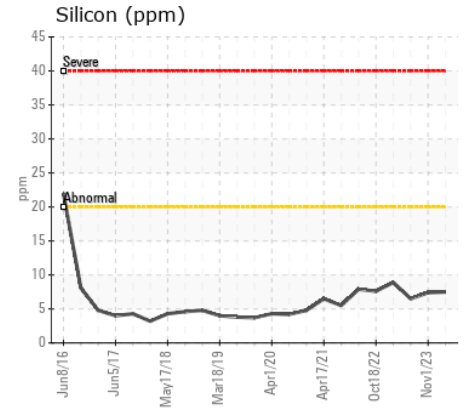
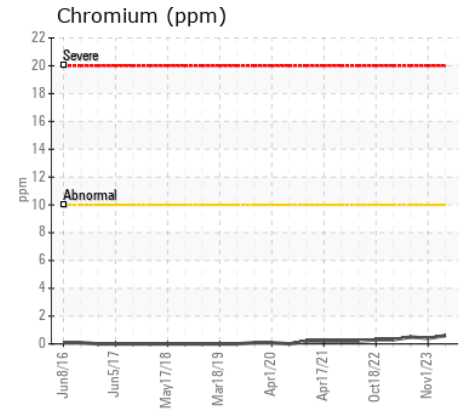
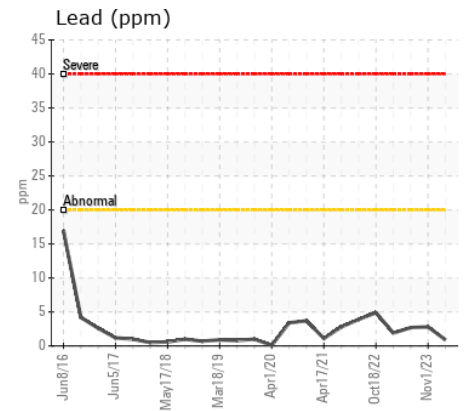
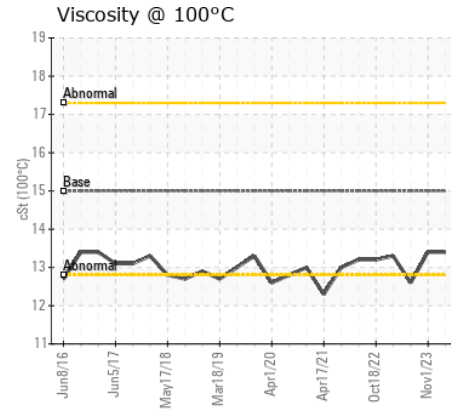
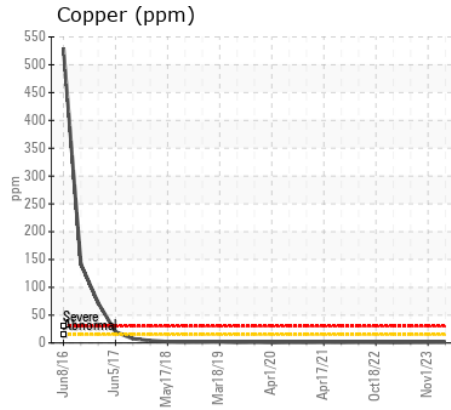
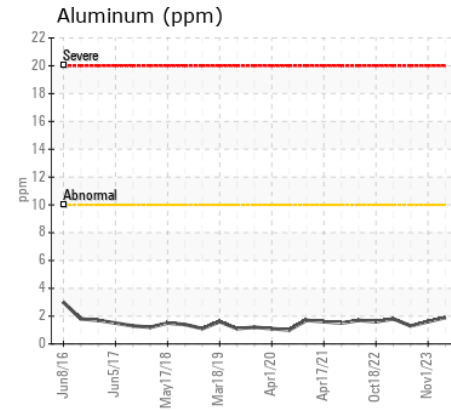
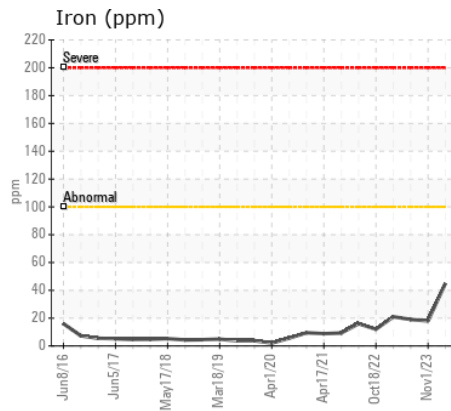
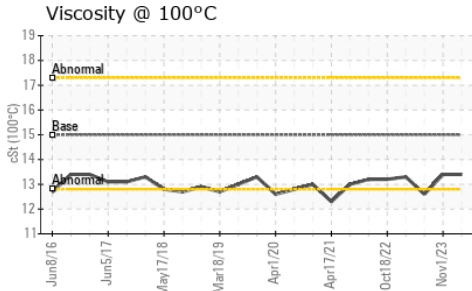
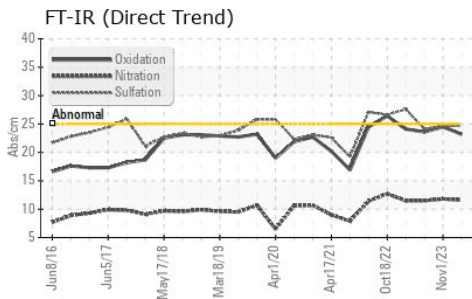
There is no indication of any contamination in the oil.

Silicon	ppm	ASTM D5185(m)	>20	<b>8</b>	7	6
Potassium	ppm	ASTM D5185(m)	>20	<b>&lt;1</b>	0	<1
Fuel		WC Method	>6.0	<b>&lt;1.0</b>	<1.0	2
Water		WC Method	>0.1	<b>NEG</b>	NEG	NEG
Glycol		WC Method		<b>NEG</b>	NEG	NEG
Soot %	%	ASTM D7844*	>3	<b>0.8</b>	0.3	0.4
Nitration	Abs/cm	ASTM D7624*	>20	<b>11.6</b>	11.8	11.5
Sulfation	Abs/.1mm	ASTM D7415*	>30	<b>24.7</b>	24.6	24.1
Emulsified Water	scalar	Visual*	>0.1	<b>NEG</b>	NEG	NEG

### FLUID CONDITION

The condition of the oil is acceptable for the time in service.

Sodium	ppm	ASTM D5185(m)		<b>3</b>	3	2
Boron	ppm	ASTM D5185(m)	2.5	<b>20</b>	17	22
Barium	ppm	ASTM D5185(m)	0.0	<b>0</b>	<1	0
Molybdenum	ppm	ASTM D5185(m)	0.7	<b>43</b>	44	51
Manganese	ppm	ASTM D5185(m)	0.0	<b>&lt;1</b>	0	<1
Magnesium	ppm	ASTM D5185(m)	256	<b>564</b>	540	584
Calcium	ppm	ASTM D5185(m)	2057	<b>1723</b>	1794	1609
Phosphorus	ppm	ASTM D5185(m)	935	<b>924</b>	947	972
Zinc	ppm	ASTM D5185(m)	1223	<b>1100</b>	1149	1082
Sulfur	ppm	ASTM D5185(m)	4079	<b>2293</b>	2330	2276
Oxidation	Abs/.1mm	ASTM D7414*	>25	<b>23.2</b>	24.5	23.6
Visc @ 100°C	cSt	ASTM D7279(m)	15.0	<b>13.4</b>	13.4	12.6



**Laboratory** : WearCheck - C8-1175 Appleby Line, Burlington, ON L7L 5H9  
**Sample No.** : VCP450162  
**Lab Number** : 02631475  
**Unique Number** : 5772628  
**Test Package** : MOB 1

**Received** : 26 Apr 2024  
**Tested** : 26 Apr 2024  
**Diagnosed** : 26 Apr 2024 - Wes Davis

**CRH CANADA GROUP INC.**  
 P.O. BOX 5400  
 CONCORD, ON  
 CA L4K 1B6  
 Contact: Dan Brown  
 dan.brown@ca.crh.com

To discuss this sample report, contact Customer Service at 1-800-268-2131.  
 Test denoted (\*) outside scope of accreditation, (m) method modified, (e) tested at external lab.  
 Validity of results and interpretation are based on the sample and information as supplied.