



WEAR	<b>ABNORMAL</b>
CONTAMINATION	<b>ABNORMAL</b>
FLUID CONDITION	<b>NORMAL</b>



Machine Id  
**830016**  
Component  
**Transmission (Auto)**  
Fluid  
**PETRO CANADA DuraDrive HD Synthetic 668 (--- GAL)**

**RECOMMENDATION**

Nous vous recommandons de vérifier tous les endroits par lesquels de la saleté peut pénétrer dans le système. Nous vous recommandons de vidanger le fluide de ce composant si vous ne l'avez pas déjà fait. Nous vous recommandons d'échantillonner de nouveau dès que possible afin de contrôler la situation.

Test	UOM	Method	Limit/Abn	Current	History1	History2
Sample Number		Client Info		<b>PC0088475</b>	PC0075422	GFL0017973
Sample Date		Client Info		<b>16 Apr 2024</b>	08 Jun 2023	22 Apr 2021
Machine Age	kms	Client Info		<b>103643</b>	84050	2543
Oil Age	kms	Client Info		<b>0</b>	0	1000
Filter Age	kms	Client Info		<b>0</b>	0	1000
Oil Changed		Client Info		<b>Not Chngd</b>	N/A	Not Chngd
Filter Changed		Client Info		<b>Not Chngd</b>	N/A	Not Chngd
Sample Status				<b>ABNORMAL</b>	ABNORMAL	NORMAL

**WEAR**

Il y a indication d'usure du convertisseur de couple. Le bas indice ferreux (PQ) indique que l'usure ferreuse est due à de la corrosion.

PQ		ASTM D8184*	>50	<b>8</b>	0	---
Iron	ppm	ASTM D5185(m)	>160	<b>▲ 176</b>	▲ 183	117
Chromium	ppm	ASTM D5185(m)	>5	<b>&lt;1</b>	<1	<1
Nickel	ppm	ASTM D5185(m)	>5	<b>&lt;1</b>	<1	<1
Titanium	ppm	ASTM D5185(m)		<b>&lt;1</b>	0	0
Silver	ppm	ASTM D5185(m)	>5	<b>0</b>	0	<1
Aluminum	ppm	ASTM D5185(m)	>50	<b>▲ 80</b>	▲ 82	28
Lead	ppm	ASTM D5185(m)	>50	<b>17</b>	20	12
Copper	ppm	ASTM D5185(m)	>225	<b>22</b>	23	9
Tin	ppm	ASTM D5185(m)	>10	<b>6</b>	7	2
Vanadium	ppm	ASTM D5185(m)		<b>0</b>	0	0
White Metal	scalar	Visual*	NONE	<b>NONE</b>	NONE	NONE
Yellow Metal	scalar	Visual*	NONE	<b>NONE</b>	NONE	NONE

**CONTAMINATION**

Concentration modérée de saleté dans le fluide. Une grande quantité de saleté a provoqué une usure abrasive du composant.

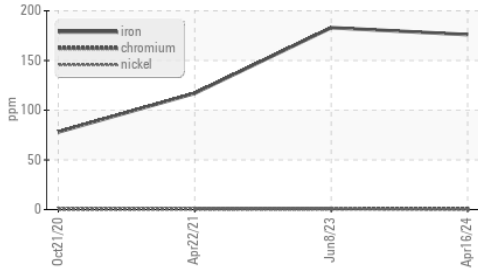
Silicon	ppm	ASTM D5185(m)	>20	<b>▲ 24</b>	11	7
Potassium	ppm	ASTM D5185(m)	>20	<b>5</b>	3	4
Water		WC Method	>0.1	<b>NEG</b>	NEG	NEG
Silt	scalar	Visual*	NONE	<b>NONE</b>	NONE	NONE
Debris	scalar	Visual*	NONE	<b>NONE</b>	NONE	NONE
Sand/Dirt	scalar	Visual*	NONE	<b>LIGHT</b>	NONE	NONE
Appearance	scalar	Visual*	NORML	<b>NORML</b>	NORML	NORML
Odor	scalar	Visual*	NORML	<b>NORML</b>	NORML	NORML
Emulsified Water	scalar	Visual*	>0.1	<b>NEG</b>	NEG	NEG

**FLUID CONDITION**

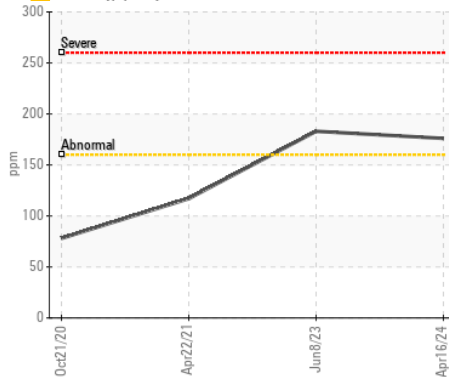
le fluide n'est plus en état de service en raison d'une usure anormale et/ou sévère.

Sodium	ppm	ASTM D5185(m)		<b>28</b>	32	12
Boron	ppm	ASTM D5185(m)	78	<b>68</b>	77	88
Barium	ppm	ASTM D5185(m)		<b>&lt;1</b>	<1	<1
Molybdenum	ppm	ASTM D5185(m)	0	<b>0</b>	<1	1
Manganese	ppm	ASTM D5185(m)		<b>2</b>	3	2
Magnesium	ppm	ASTM D5185(m)	0	<b>2</b>	<1	2
Calcium	ppm	ASTM D5185(m)	113	<b>79</b>	41	44
Phosphorus	ppm	ASTM D5185(m)	222	<b>248</b>	291	261
Zinc	ppm	ASTM D5185(m)		<b>33</b>	14	10
Sulfur	ppm	ASTM D5185(m)	1326	<b>635</b>	434	625
Visc @ 40°C	cSt	ASTM D7279(m)	34.8	<b>35.6</b>	36.4	36.4
Visc @ 100°C	cSt	ASTM D7279(m)	7.0	<b>7.0</b>	7.1	---
Viscosity Index (VI)	Scale	ASTM D2270*	167	<b>162</b>	161	---

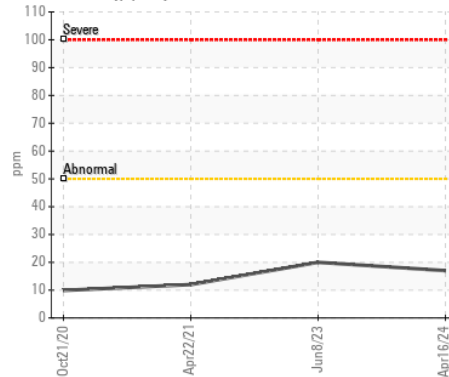
▲ Ferrous Alloys



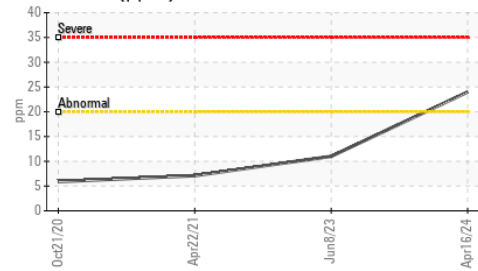
▲ Iron (ppm)



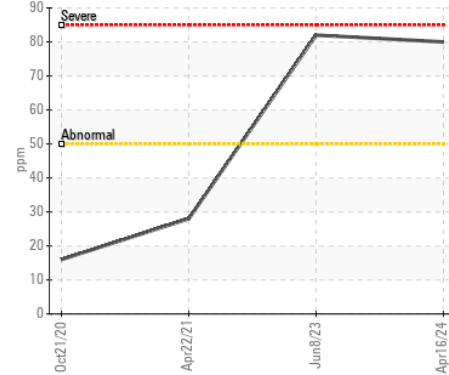
▲ Lead (ppm)



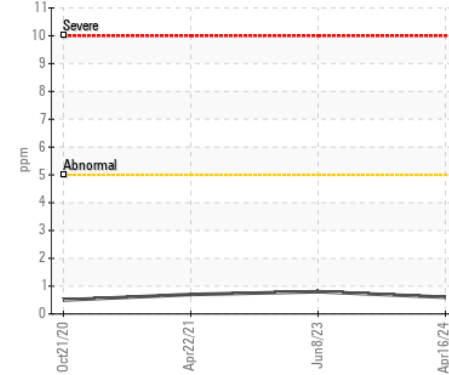
▲ Silicon (ppm)



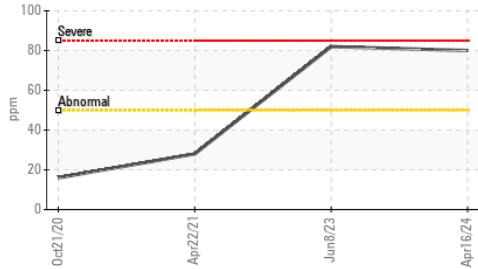
▲ Aluminum (ppm)



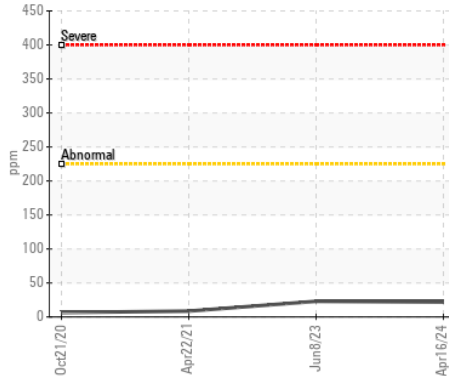
▲ Chromium (ppm)



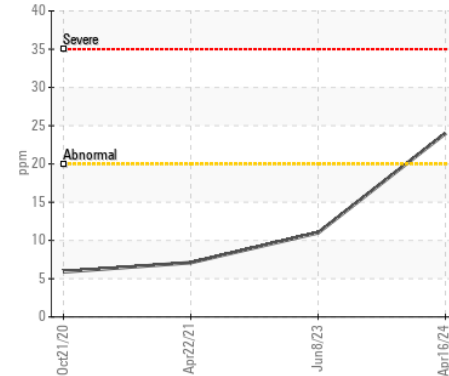
▲ Aluminum (ppm)



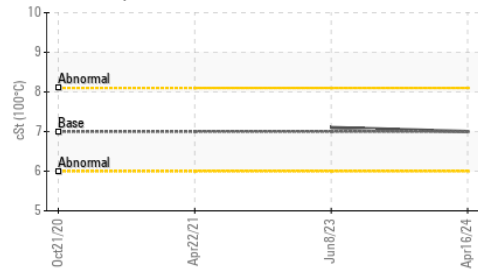
▲ Copper (ppm)



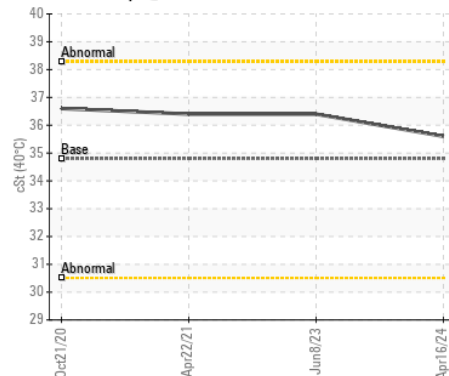
▲ Silicon (ppm)



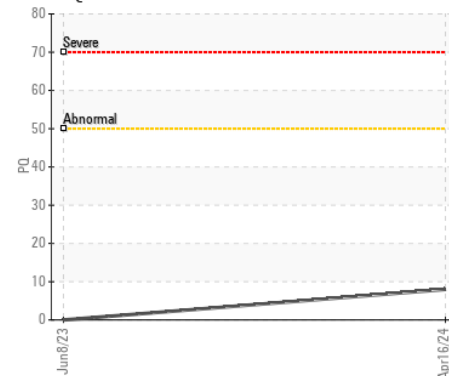
▲ Viscosity @ 100°C



▲ Viscosity @ 40°C



▲ PQ



**Laboratory** : WearCheck - C8-1175 Appleby Line, Burlington, ON L7L 5H9  
**Sample No.** : PC0088475  
**Lab Number** : 02631694  
**Unique Number** : 5772847  
**Test Package** : MOB 1 ( Additional Tests: KV100, PQ, VI )

**GFL Environmental - 737 - Quebec City Hauling**  
 6205 Boul. Wilfrid Hamel,  
 Quebec City, QC  
 CA G2E 5G8  
 Contact: Dave Beaulieu  
 davebeaulieu@matrec.ca

To discuss this sample report, contact Customer Service at 1-800-268-2131.  
 Test denoted (\*) outside scope of accreditation, (m) method modified, (e) tested at external lab.  
 Validity of results and interpretation are based on the sample and information as supplied.