



# LIEBHERR

## OIL ANALYSIS REPORT

WEAR	<b>NORMAL</b>
CONTAMINATION	<b>NORMAL</b>
FLUID CONDITION	<b>NORMAL</b>



Machine Id  
**LIEBHERR LH50M 138820-1216**  
Component  
**Splitter Box**  
Fluid  
**GEAR OIL SAE 80W90 (--- GAL)**

### RECOMMENDATION

Resample at the next service interval to monitor.

Test	UOM	Method	Limit/Abn	Current	History1	History2
Sample Number		Client Info		<b>LH</b>	LH0279434	LH
Sample Date		Client Info		<b>01 May 2024</b>	11 Dec 2023	10 Sep 2023
Machine Age	hrs	Client Info		<b>1000</b>	2140	950
Oil Age	hrs	Client Info		<b>0</b>	0	0
Filter Age	hrs	Client Info		<b>0</b>	0	0
Oil Changed		Client Info		<b>Changed</b>	N/A	N/A
Filter Changed		Client Info		<b>None</b>	N/A	N/A
Sample Status				<b>NORMAL</b>	NORMAL	NORMAL

### WEAR

All component wear rates are normal.

Iron	ppm	ASTM D5185(m)	>80	<b>19</b>	29	36
Chromium	ppm	ASTM D5185(m)	>2	<b>0</b>	0	<1
Nickel	ppm	ASTM D5185(m)	>2	<b>0</b>	<1	<1
Titanium	ppm	ASTM D5185(m)		<b>0</b>	0	0
Silver	ppm	ASTM D5185(m)		<b>0</b>	<1	0
Aluminum	ppm	ASTM D5185(m)	>5	<b>&lt;1</b>	<1	<1
Lead	ppm	ASTM D5185(m)	>2	<b>0</b>	<1	0
Copper	ppm	ASTM D5185(m)	>10	<b>2</b>	1	2
Tin	ppm	ASTM D5185(m)	>2	<b>0</b>	0	0
Vanadium	ppm	ASTM D5185(m)		<b>0</b>	0	0
White Metal	scalar	Visual*	NONE	<b>NONE</b>	NONE	NONE
Yellow Metal	scalar	Visual*	NONE	<b>NONE</b>	NONE	NONE

### CONTAMINATION

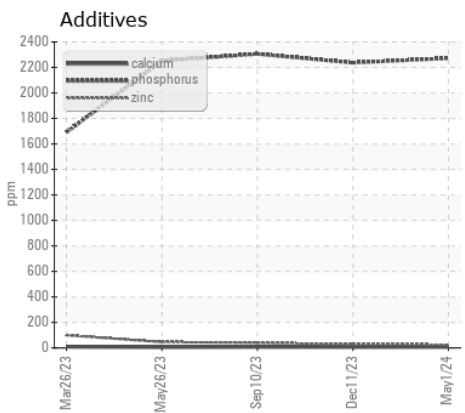
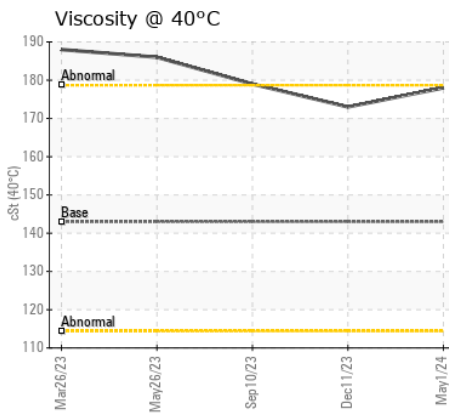
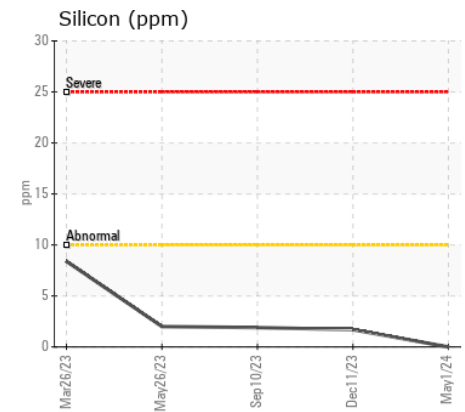
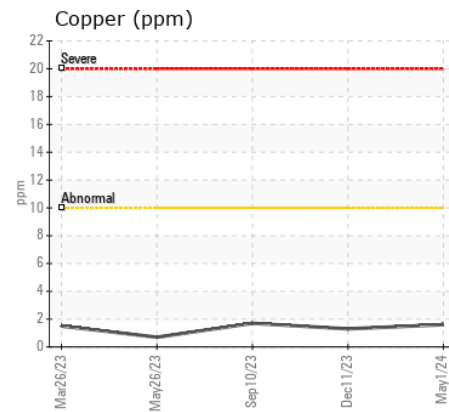
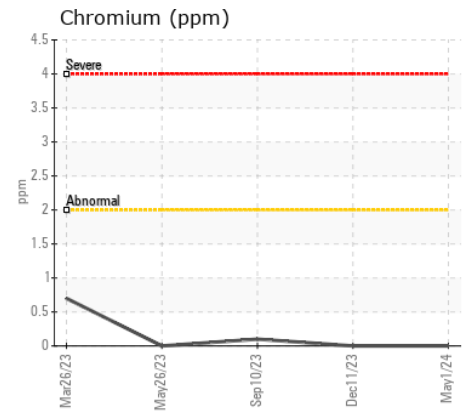
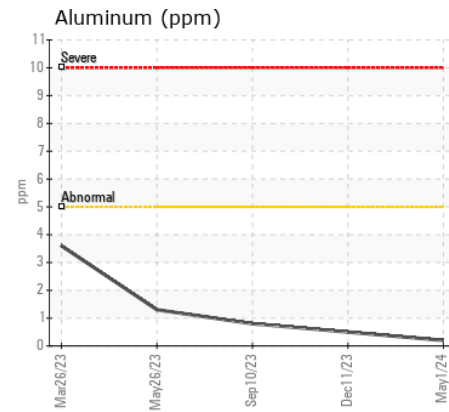
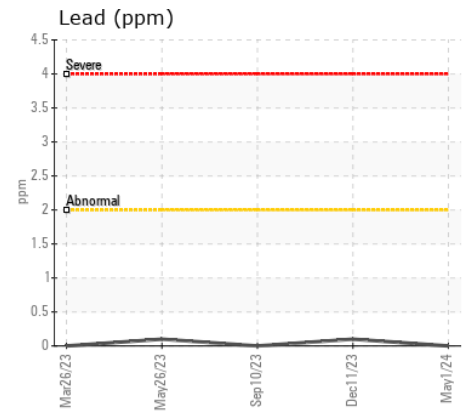
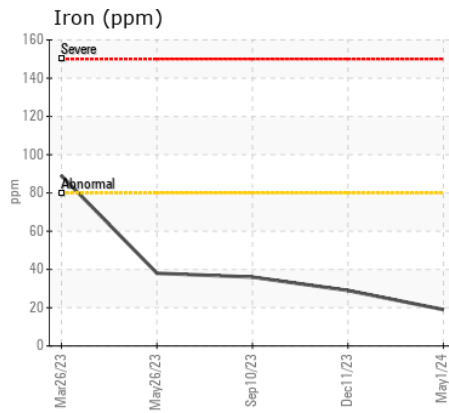
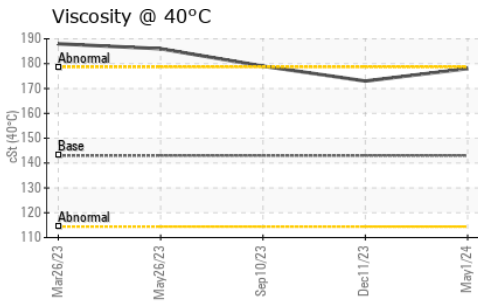
There is no indication of any contamination in the oil.

Silicon	ppm	ASTM D5185(m)	>10	<b>0</b>	2	2
Potassium	ppm	ASTM D5185(m)	>20	<b>1</b>	0	1
Water		WC Method	>0.1	<b>NEG</b>	NEG	NEG
Silt	scalar	Visual*	NONE	<b>NONE</b>	NONE	NONE
Debris	scalar	Visual*	NONE	<b>NONE</b>	NONE	NONE
Sand/Dirt	scalar	Visual*	NONE	<b>NONE</b>	NONE	NONE
Appearance	scalar	Visual*	NORML	<b>NORML</b>	NORML	NORML
Odor	scalar	Visual*	NORML	<b>NORML</b>	NORML	NORML
Emulsified Water	scalar	Visual*	>0.1	<b>NEG</b>	NEG	NEG

### FLUID CONDITION

The condition of the oil is acceptable for the time in service.

Sodium	ppm	ASTM D5185(m)	>170	<b>2</b>	2	2
Boron	ppm	ASTM D5185(m)	400	<b>1</b>	<1	3
Barium	ppm	ASTM D5185(m)	200	<b>0</b>	<1	0
Molybdenum	ppm	ASTM D5185(m)	12	<b>0</b>	0	0
Manganese	ppm	ASTM D5185(m)		<b>&lt;1</b>	0	1
Magnesium	ppm	ASTM D5185(m)	12	<b>&lt;1</b>	<1	2
Calcium	ppm	ASTM D5185(m)	150	<b>9</b>	9	9
Phosphorus	ppm	ASTM D5185(m)	1650	<b>2272</b>	2237	2306
Zinc	ppm	ASTM D5185(m)	125	<b>25</b>	28	40
Sulfur	ppm	ASTM D5185(m)	22500	<b>25269</b>	26099	25495
Visc @ 40°C	cSt	ASTM D7279(m)	143	<b>178</b>	173	179



**Laboratory** : WearCheck - C8-1175 Appleby Line, Burlington, ON L7L 5H9  
**Sample No.** : LH **Received** : 02 May 2024  
**Lab Number** : 02632859 **Tested** : 02 May 2024  
**Unique Number** : 5774012 **Diagnosed** : 02 May 2024 - Wes Davis  
**Test Package** : MOB 1

**D.P. Metal Inc.**  
 373A Chemin Grande-Ligne  
 Saint-Urbain Premier, QC  
 CA J0S 1Y0  
 Contact: Service .

To discuss this sample report, contact Customer Service at 1-800-268-2131.  
 Test denoted (\*) outside scope of accreditation, (m) method modified, (e) tested at external lab.  
 Validity of results and interpretation are based on the sample and information as supplied.

T: (450)427-0506  
 F: