



OIL ANALYSIS REPORT

WEAR	NORMAL
CONTAMINATION	NORMAL
FLUID CONDITION	NORMAL

Machine Id
INTERNATIONAL 51985
Component
Diesel Engine
Fluid
PETRO CANADA DURON SHP 10W30 (--- LTR)

RECOMMENDATION

Resample at the next service interval to monitor.

Test	UOM	Method	Limit/Abn	Current	History1	History2
Sample Number		Client Info		WC0904864	WC0892080	WC0892091
Sample Date		Client Info		29 Apr 2024	12 Mar 2024	30 Jan 2024
Machine Age	kms	Client Info		128571	150588	63242
Oil Age	kms	Client Info		35019	0	0
Filter Age	kms	Client Info		35019	0	0
Oil Changed		Client Info		Changed	Changed	Changed
Filter Changed		Client Info		Changed	Changed	Changed
Sample Status				NORMAL	NORMAL	NORMAL

WEAR

All component wear rates are normal.

Iron	ppm	ASTM D5185(m)	>100	22	19	30
Chromium	ppm	ASTM D5185(m)	>20	1	<1	1
Nickel	ppm	ASTM D5185(m)	>4	<1	<1	<1
Titanium	ppm	ASTM D5185(m)		0	0	0
Silver	ppm	ASTM D5185(m)	>3	0	<1	<1
Aluminum	ppm	ASTM D5185(m)	>20	8	6	10
Lead	ppm	ASTM D5185(m)	>40	<1	1	2
Copper	ppm	ASTM D5185(m)	>330	1	2	5
Tin	ppm	ASTM D5185(m)	>15	<1	<1	1
Vanadium	ppm	ASTM D5185(m)		0	0	0

CONTAMINATION

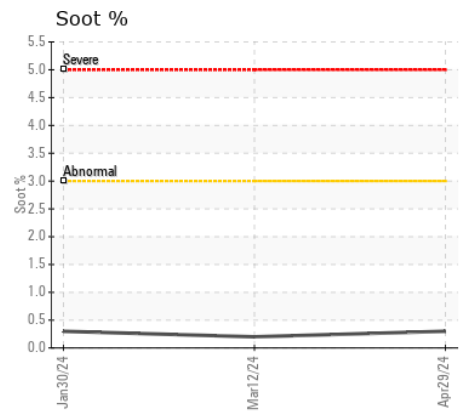
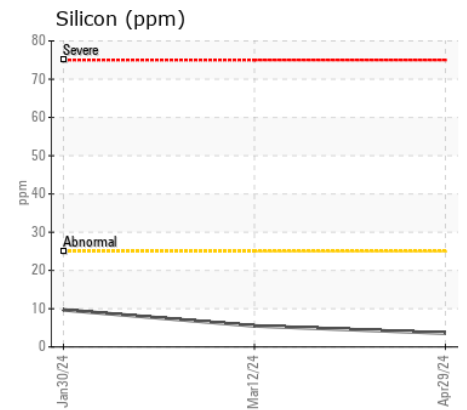
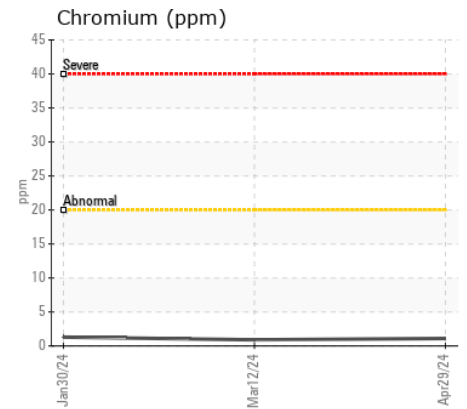
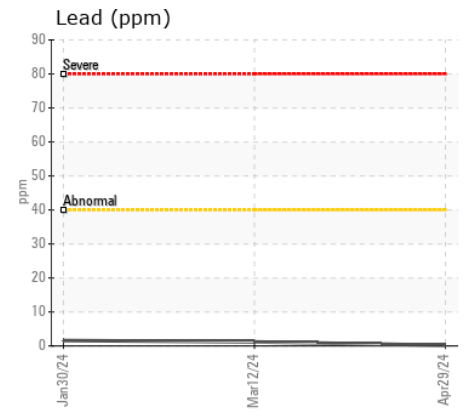
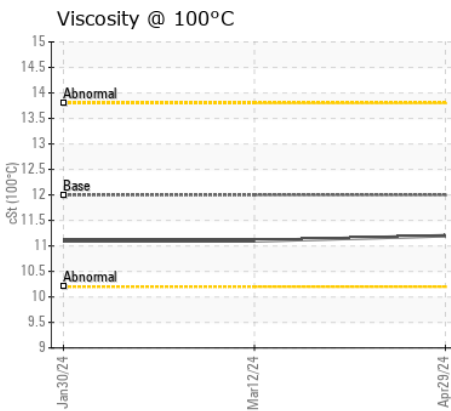
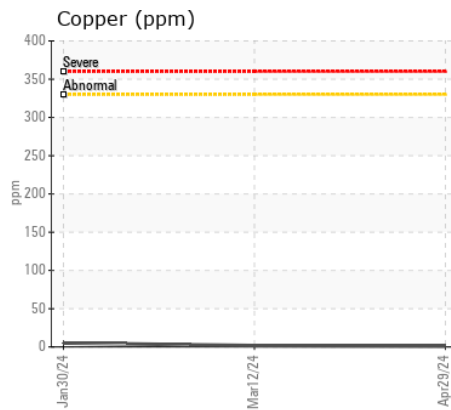
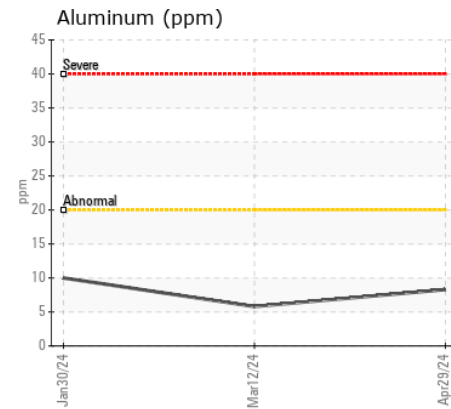
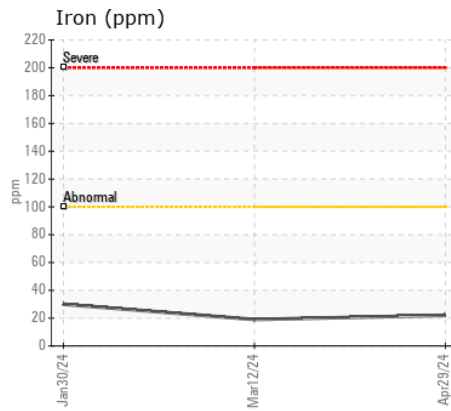
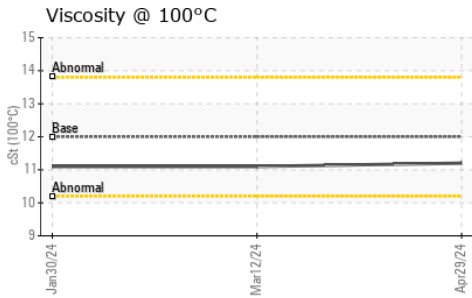
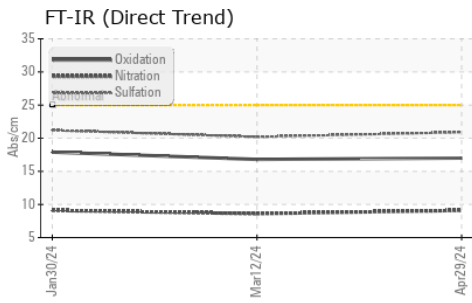
Elevated aluminum (Al) and/or lead (Pb) and potassium (K) levels in your metals analysis are likely a result of solder flux release into the lubricant and is common on new equipment/components. There is no indication of any contamination in the oil.

Silicon	ppm	ASTM D5185(m)	>25	4	6	10
Potassium	ppm	ASTM D5185(m)	>20	14	7	17
Fuel		WC Method	>2.0	<1.0	<1.0	<1.0
Water		WC Method	>0.2	NEG	NEG	NEG
Glycol		WC Method		NEG	NEG	NEG
Soot %	%	ASTM D7844*	>3	0.3	0.2	0.3
Nitration	Abs/cm	ASTM D7624*	>20	9.1	8.6	9.1
Sulfation	Abs/.1mm	ASTM D7415*	>30	20.9	20.2	21.2
Emulsified Water	scalar	Visual*	>0.2	NEG	NEG	NEG

FLUID CONDITION

The condition of the oil is acceptable for the time in service.

Sodium	ppm	ASTM D5185(m)		3	1	2
Boron	ppm	ASTM D5185(m)	2	5	5	7
Barium	ppm	ASTM D5185(m)	0	0	0	<1
Molybdenum	ppm	ASTM D5185(m)	50	62	65	62
Manganese	ppm	ASTM D5185(m)	0	<1	0	<1
Magnesium	ppm	ASTM D5185(m)	950	981	988	933
Calcium	ppm	ASTM D5185(m)	1050	1090	1121	1168
Phosphorus	ppm	ASTM D5185(m)	995	999	1036	1025
Zinc	ppm	ASTM D5185(m)	1180	1211	1231	1219
Sulfur	ppm	ASTM D5185(m)	2600	2330	2574	2457
Oxidation	Abs/.1mm	ASTM D7414*	>25	17.0	16.8	17.9
Visc @ 100°C	cSt	ASTM D7279(m)	12.00	11.2	11.1	11.1



Laboratory : WearCheck - C8-1175 Appleby Line, Burlington, ON L7L 5H9
Sample No. : WC0904864 **Received** : 14 May 2024
Lab Number : 02635195 **Tested** : 14 May 2024
Unique Number : 5776348 **Diagnosed** : 14 May 2024 - Wes Davis
Test Package : MOB 1

MANITOU LIN TRANSPORT
 75 MUMFORD ROAD
 LIVELY, ON
 CA P3Y 1L1
 Contact: Todd Smith
 tosmith@manitoulintransport.com
 T: (705)562-3302
 F: x:

To discuss this sample report, contact Customer Service at 1-800-268-2131.
 Test denoted (*) outside scope of accreditation, (m) method modified, (e) tested at external lab.
 Validity of results and interpretation are based on the sample and information as supplied.