



VOLVO

OIL ANALYSIS REPORT

WEAR	NORMAL
CONTAMINATION	NORMAL
FLUID CONDITION	NORMAL



Area
[402714]
Machine Id
16-8012
Component
Transmission (Auto)
Fluid
VOLVO AT 102 (--- GAL)

RECOMMENDATION

Confirm the source of the lubricant being utilized for top-up/fill.
Resample at the next service interval to monitor.

Test	UOM	Method	Limit/Abn	Current	History1	History2
Sample Number		Client Info		VCP394273	VCP394132	VCP394329
Sample Date		Client Info		13 May 2024	12 Feb 2024	12 Dec 2023
Machine Age	hrs	Client Info		11045	10457	10059
Oil Age	hrs	Client Info		1000	500	0
Filter Age	hrs	Client Info		0	0	0
Oil Changed		Client Info		Not Changed	Not Changed	Not Changed
Filter Changed		Client Info		Not Changed	Not Changed	Not Changed
Sample Status				NORMAL	NORMAL	NORMAL

WEAR

All component wear rates are normal.

Iron	ppm	ASTM D5185(m)	>140	118	119	113
Chromium	ppm	ASTM D5185(m)	>2	<1	<1	<1
Nickel	ppm	ASTM D5185(m)	>2	0	<1	<1
Titanium	ppm	ASTM D5185(m)	>2	0	0	0
Silver	ppm	ASTM D5185(m)	>5	0	0	<1
Aluminum	ppm	ASTM D5185(m)	>10	3	3	2
Lead	ppm	ASTM D5185(m)	>20	0	0	0
Copper	ppm	ASTM D5185(m)	>100	6	6	5
Tin	ppm	ASTM D5185(m)	>2	0	0	0
Vanadium	ppm	ASTM D5185(m)		0	0	0
White Metal	scalar	Visual*	NONE	NONE	NONE	NONE
Yellow Metal	scalar	Visual*	NONE	NONE	NONE	NONE

CONTAMINATION

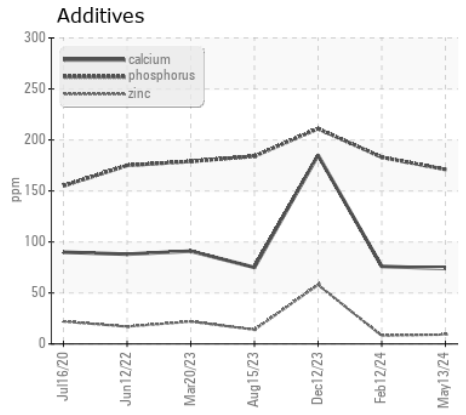
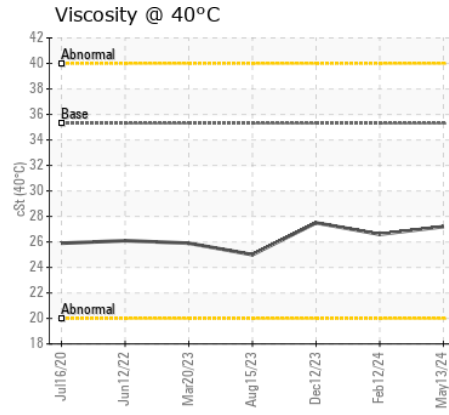
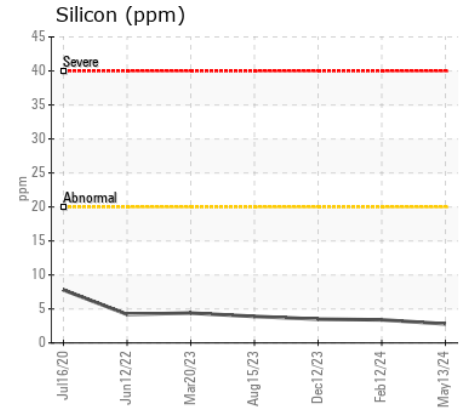
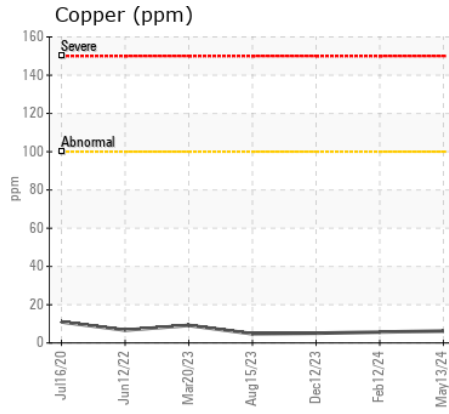
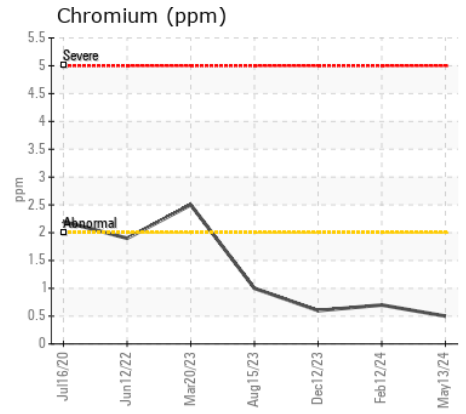
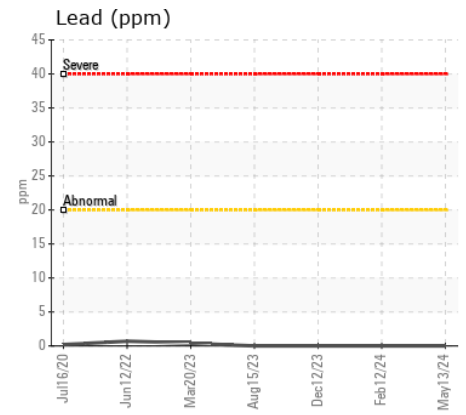
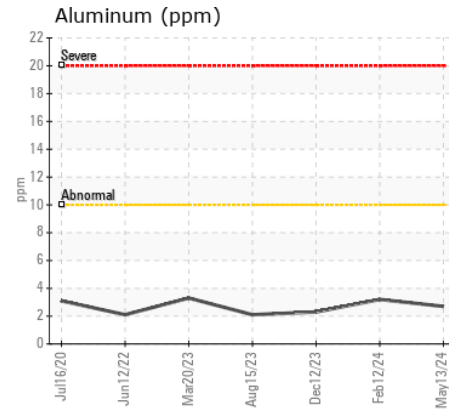
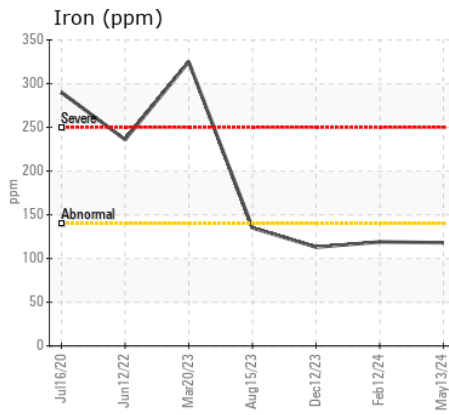
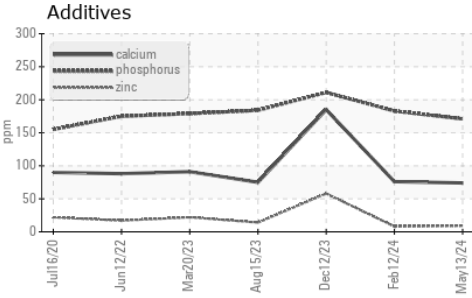
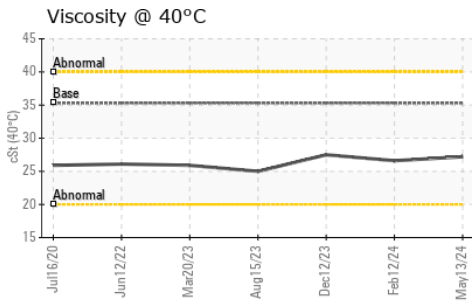
There is no indication of any contamination in the fluid.

Silicon	ppm	ASTM D5185(m)	>20	3	3	4
Potassium	ppm	ASTM D5185(m)	>20	<1	1	0
Water		WC Method	>0.1	NEG	NEG	NEG
Silt	scalar	Visual*	NONE	NONE	NONE	NONE
Debris	scalar	Visual*	NONE	NONE	NONE	NONE
Sand/Dirt	scalar	Visual*	NONE	NONE	NONE	NONE
Appearance	scalar	Visual*	NORML	NORML	NORML	NORML
Odor	scalar	Visual*	NORML	NORML	NORML	NORML
Emulsified Water	scalar	Visual*	>0.1	NEG	NEG	NEG

FLUID CONDITION

Additive levels indicate the addition of a different brand, or type of fluid.
The condition of the fluid is acceptable for the time in service.

Sodium	ppm	ASTM D5185(m)		1	<1	2
Boron	ppm	ASTM D5185(m)	187	76	78	78
Barium	ppm	ASTM D5185(m)	0.0	<1	0	<1
Molybdenum	ppm	ASTM D5185(m)	0.0	0	0	0
Manganese	ppm	ASTM D5185(m)	0.0	2	2	2
Magnesium	ppm	ASTM D5185(m)	6.8	1	2	2
Calcium	ppm	ASTM D5185(m)	215	74	76	185
Phosphorus	ppm	ASTM D5185(m)	445	171	183	211
Zinc	ppm	ASTM D5185(m)	56	9	8	58
Sulfur	ppm	ASTM D5185(m)	1336	1781	1726	1683
Visc @ 40°C	cSt	ASTM D7279(m)	35.3	27.2	26.6	27.5



Laboratory : WearCheck - C8-1175 Appleby Line, Burlington, ON L7L 5H9
Sample No. : VCP394273
Lab Number : 02637289
Unique Number : 5786451
Test Package : MOB 1
Received : 23 May 2024
Tested : 23 May 2024
Diagnosed : 24 May 2024 - Kevin Marson

CRH CANADA GROUP INC.
 P.O. BOX 5400
 CONCORD, ON
 CA L4K 1B6
 Contact: Dan Brown
 dan.brown@ca.crh.com

To discuss this sample report, contact Customer Service at 1-800-268-2131.
 Test denoted (*) outside scope of accreditation, (m) method modified, (e) tested at external lab.
 Validity of results and interpretation are based on the sample and information as supplied.

T:
F: