



# OIL ANALYSIS REPORT

WEAR	NORMAL
CONTAMINATION	NORMAL
FLUID CONDITION	NORMAL

Machine Id  
**1364**  
 Component  
**Rear Diesel Engine**  
 Fluid  
**DIESEL ENGINE OIL SAE 15W40 (--- GAL)**

## RECOMMENDATION

Resample at the next service interval to monitor. Please specify the component make and model with your next sample.

Test	UOM	Method	Limit/Abn	Current	History1	History2
Sample Number		Client Info		<b>WC0938923</b>	WC0905446	WC0895802
Sample Date		Client Info		<b>16 May 2024</b>	11 Mar 2024	12 Jan 2024
Machine Age	kms	Client Info		<b>35233</b>	34759	34276
Oil Age	kms	Client Info		<b>474</b>	483	513
Filter Age	kms	Client Info		<b>0</b>	483	513
Oil Changed		Client Info		<b>Changed</b>	Changed	Changed
Filter Changed		Client Info		<b>Changed</b>	N/A	Changed
Sample Status				<b>NORMAL</b>	NORMAL	MARGINAL

## WEAR

Metal levels are typical for a new component breaking in.

Iron	ppm	ASTM D5185(m)	>100	<b>14</b>	13	13
Chromium	ppm	ASTM D5185(m)	>20	<b>&lt;1</b>	<1	<1
Nickel	ppm	ASTM D5185(m)	>4	<b>0</b>	0	<1
Titanium	ppm	ASTM D5185(m)		<b>0</b>	0	0
Silver	ppm	ASTM D5185(m)	>3	<b>&lt;1</b>	0	0
Aluminum	ppm	ASTM D5185(m)	>20	<b>1</b>	<1	1
Lead	ppm	ASTM D5185(m)	>40	<b>2</b>	<1	3
Copper	ppm	ASTM D5185(m)	>330	<b>&lt;1</b>	<1	<1
Tin	ppm	ASTM D5185(m)	>15	<b>0</b>	0	<1
Vanadium	ppm	ASTM D5185(m)		<b>0</b>	0	0

## CONTAMINATION

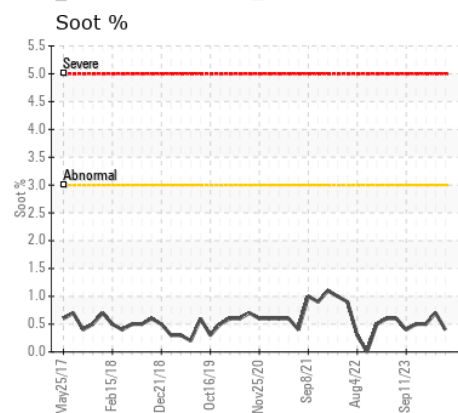
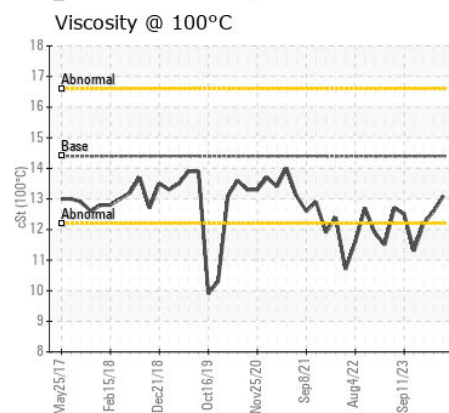
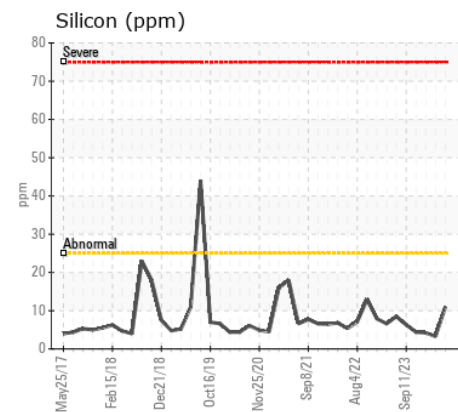
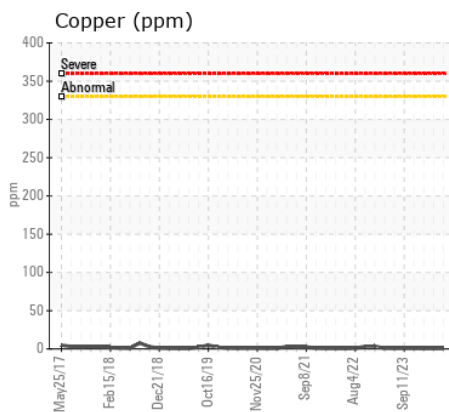
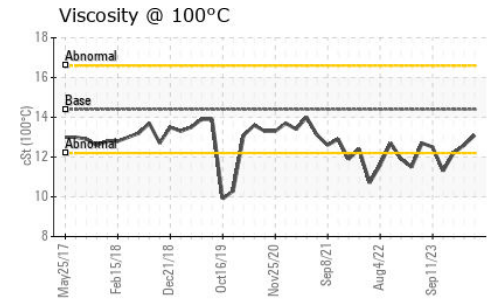
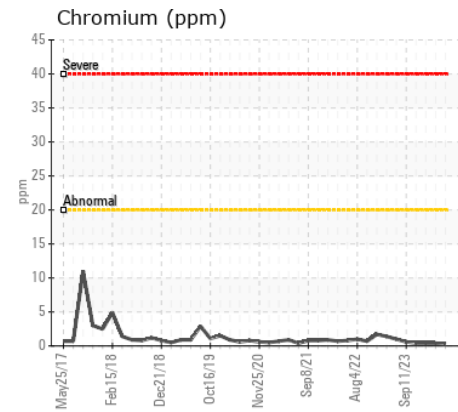
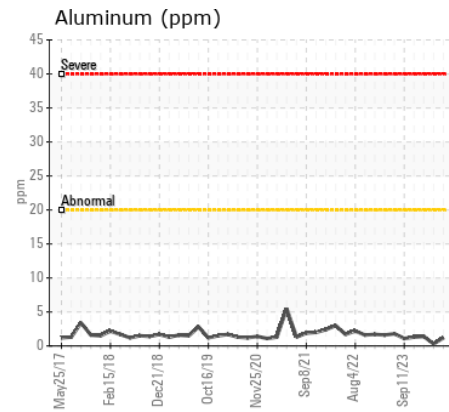
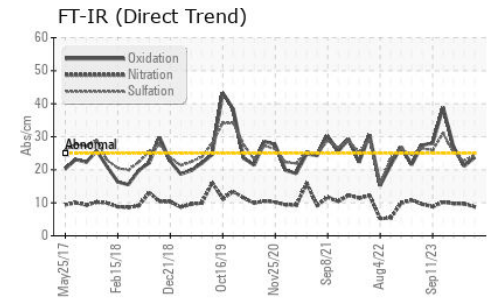
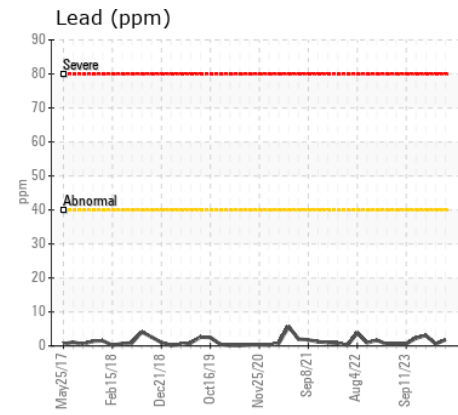
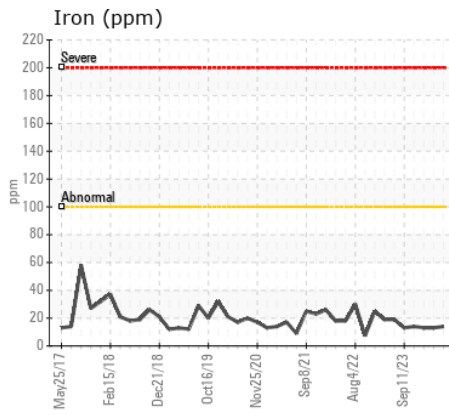
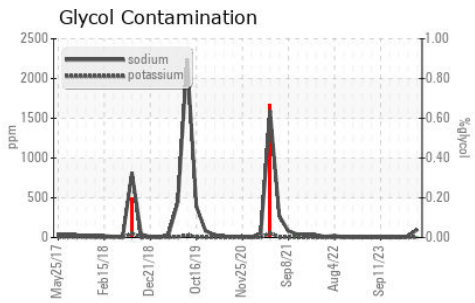
There is no indication of any contamination in the oil.

Silicon	ppm	ASTM D5185(m)	>25	<b>11</b>	3	4
Potassium	ppm	ASTM D5185(m)	>20	<b>1</b>	0	<1
Fuel		WC Method	>5	<b>&lt;1.0</b>	<1.0	▲ 4.9
Water		WC Method	>0.2	<b>NEG</b>	NEG	NEG
Glycol	%	ASTM D7922*		<b>0.0</b>	NEG	NEG
Soot %	%	ASTM D7844*	>3	<b>0.4</b>	0.7	0.5
Nitration	Abs/cm	ASTM D7624*	>20	<b>8.8</b>	9.7	9.8
Sulfation	Abs/.1mm	ASTM D7415*	>30	<b>24.4</b>	22.5	25.3
Emulsified Water	scalar	Visual*	>0.2	<b>NEG</b>	NEG	NEG

## FLUID CONDITION

The condition of the oil is acceptable for the time in service.

Sodium	ppm	ASTM D5185(m)	>158	<b>101</b>	18	1
Boron	ppm	ASTM D5185(m)	250	<b>4</b>	0	2
Barium	ppm	ASTM D5185(m)	10	<b>0</b>	0	0
Molybdenum	ppm	ASTM D5185(m)	100	<b>62</b>	58	55
Manganese	ppm	ASTM D5185(m)		<b>0</b>	0	0
Magnesium	ppm	ASTM D5185(m)	450	<b>944</b>	942	904
Calcium	ppm	ASTM D5185(m)	3000	<b>1006</b>	1016	992
Phosphorus	ppm	ASTM D5185(m)	1150	<b>981</b>	955	915
Zinc	ppm	ASTM D5185(m)	1350	<b>1162</b>	1146	1084
Sulfur	ppm	ASTM D5185(m)	4250	<b>2501</b>	2449	2566
Oxidation	Abs/.1mm	ASTM D7414*	>25	<b>23.7</b>	21.1	26.9
Visc @ 100°C	cSt	ASTM D7279(m)	14.4	<b>13.1</b>	12.6	12.2



**Laboratory** : WearCheck - C8-1175 Appleby Line, Burlington, ON L7L 5H9  
**Sample No.** : WC0938923 **Received** : 27 May 2024  
**Lab Number** : 02637643 **Tested** : 27 May 2024  
**Unique Number** : 5786805 **Diagnosed** : 27 May 2024 - Wes Davis  
**Test Package** : MOB 1 ( Additional Tests: Glycol )

**KINGSTON TRANSIT**  
 1181 JOHN COUNTER BLVD  
 KINGSTON, ON  
 CA K7K 6C7  
 Contact: Brent Gunter  
 bgunter@cityofkingston.ca  
 T: (613)546-4291  
 F: (613)542-1504

To discuss this sample report, contact Customer Service at 1-800-268-2131.  
 Test denoted (\*) outside scope of accreditation, (m) method modified, (e) tested at external lab.  
 Validity of results and interpretation are based on the sample and information as supplied.