



WEAR	<b>ABNORMAL</b>
CONTAMINATION	<b>NORMAL</b>
FLUID CONDITION	<b>NORMAL</b>



Machine Id  
**830019**  
Component  
**Transmission (Auto)**  
Fluid  
**DEXRON III (--- GAL)**

**RECOMMENDATION**

Nous vous recommandons de vidanger le fluide de ce composant si vous ne l'avez pas déjà fait. Nous vous recommandons d'échantillonner de nouveau dès que possible afin de contrôler la situation. Le fluide n'était pas spécifié, toutefois, une comparaison avec d'autres fluides indique que ce fluide est du (GENERIC) DEXRON III. Veuillez confirmer.

**WEAR**

Il y a indication d'usure du convertisseur de couple. Usure de disque d'embrayage. Le bas indice ferreux (PQ) indique que l'usure ferreuse est due à de la corrosion.

**CONTAMINATION**

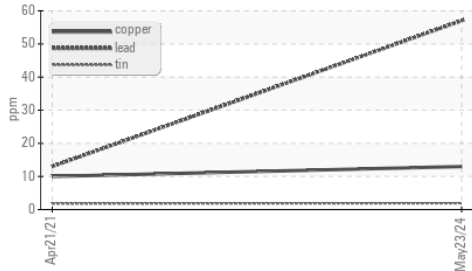
Il n'y a aucun indice de contamination dans le fluide.

**FLUID CONDITION**

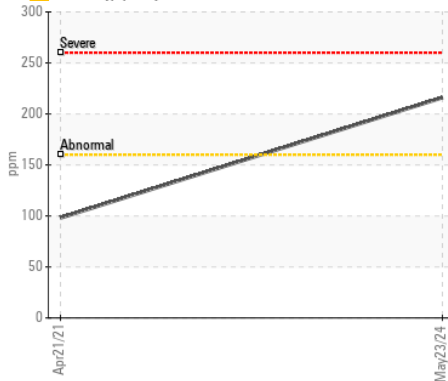
le fluide n'est plus en état de service en raison d'une usure anormale et/ou sévère.

Test	UOM	Method	Limit/Abn	Current	History1	History2
Sample Number		Client Info		<b>PC0088609</b>	GFL0017988	---
Sample Date		Client Info		<b>23 May 2024</b>	21 Apr 2021	---
Machine Age	hrs	Client Info		<b>125920</b>	2396	---
Oil Age	hrs	Client Info		<b>99459</b>	2396	---
Filter Age	hrs	Client Info		<b>99459</b>	2396	---
Oil Changed		Client Info		<b>N/A</b>	Not Changd	---
Filter Changed		Client Info		<b>N/A</b>	Not Changd	---
Sample Status				<b>ABNORMAL</b>	<b>NORMAL</b>	---
PQ		ASTM D8184*	>50	<b>0</b>	---	---
Iron	ppm	ASTM D5185(m)	>160	<b>▲ 216</b>	98	---
Chromium	ppm	ASTM D5185(m)	>5	<b>&lt;1</b>	<1	---
Nickel	ppm	ASTM D5185(m)	>5	<b>&lt;1</b>	<1	---
Titanium	ppm	ASTM D5185(m)		<b>0</b>	0	---
Silver	ppm	ASTM D5185(m)	>5	<b>0</b>	<1	---
Aluminum	ppm	ASTM D5185(m)	>50	<b>▲ 79</b>	33	---
Lead	ppm	ASTM D5185(m)	>50	<b>▲ 57</b>	13	---
Copper	ppm	ASTM D5185(m)	>225	<b>13</b>	10	---
Tin	ppm	ASTM D5185(m)	>10	<b>2</b>	2	---
Vanadium	ppm	ASTM D5185(m)		<b>0</b>	0	---
White Metal	scalar	Visual*	NONE	<b>NONE</b>	VLITE	---
Yellow Metal	scalar	Visual*	NONE	<b>NONE</b>	NONE	---
Silicon	ppm	ASTM D5185(m)	>20	<b>18</b>	8	---
Potassium	ppm	ASTM D5185(m)	>20	<b>2</b>	4	---
Water		WC Method	>0.1	<b>NEG</b>	NEG	---
Silt	scalar	Visual*	NONE	<b>NONE</b>	NONE	---
Debris	scalar	Visual*	NONE	<b>NONE</b>	VLITE	---
Sand/Dirt	scalar	Visual*	NONE	<b>NONE</b>	NONE	---
Appearance	scalar	Visual*	NORML	<b>NORML</b>	NORML	---
Odor	scalar	Visual*	NORML	<b>NORML</b>	NORML	---
Emulsified Water	scalar	Visual*	>0.1	<b>NEG</b>	NEG	---
Sodium	ppm	ASTM D5185(m)		<b>13</b>	10	---
Boron	ppm	ASTM D5185(m)		<b>60</b>	91	---
Barium	ppm	ASTM D5185(m)		<b>0</b>	<1	---
Molybdenum	ppm	ASTM D5185(m)		<b>0</b>	1	---
Manganese	ppm	ASTM D5185(m)		<b>2</b>	3	---
Magnesium	ppm	ASTM D5185(m)		<b>12</b>	<1	---
Calcium	ppm	ASTM D5185(m)		<b>119</b>	41	---
Phosphorus	ppm	ASTM D5185(m)		<b>233</b>	262	---
Zinc	ppm	ASTM D5185(m)		<b>53</b>	9	---
Sulfur	ppm	ASTM D5185(m)		<b>1214</b>	643	---
Visc @ 40°C	cSt	ASTM D7279(m)	26.0	<b>34.3</b>	36.2	---
Visc @ 100°C	cSt	ASTM D7279(m)	5.5	<b>6.7</b>	---	---
Viscosity Index (VI)	Scale	ASTM D2270*	155	<b>156</b>	---	---

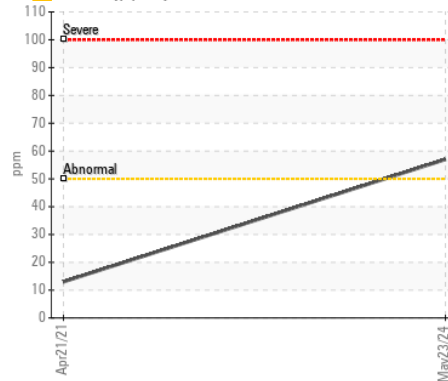
▲ Non-ferrous Metals



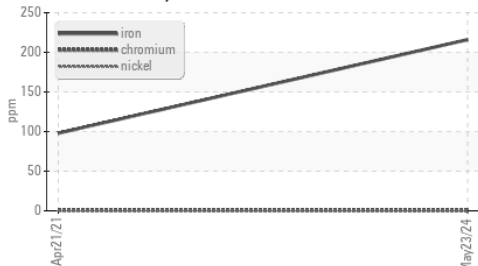
▲ Iron (ppm)



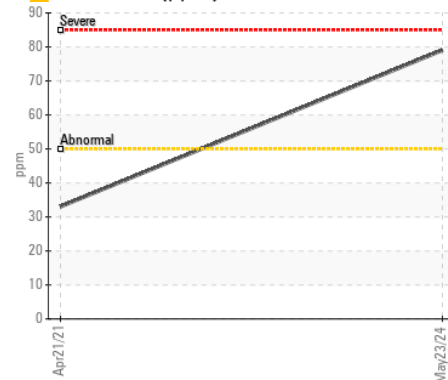
▲ Lead (ppm)



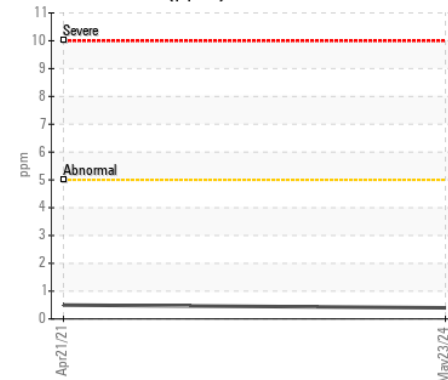
▲ Ferrous Alloys



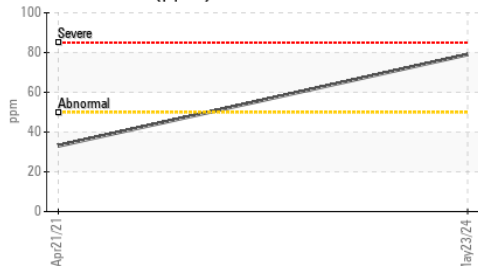
▲ Aluminum (ppm)



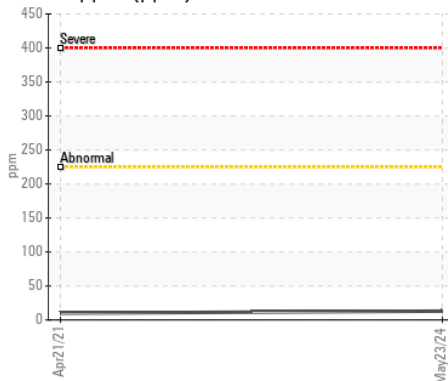
Chromium (ppm)



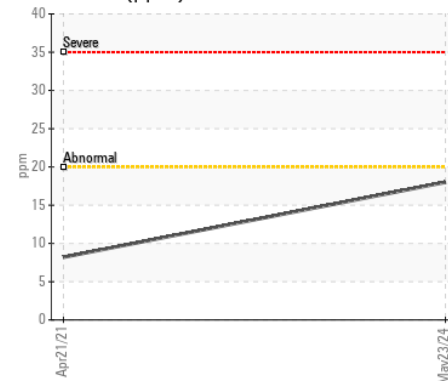
▲ Aluminum (ppm)



Copper (ppm)



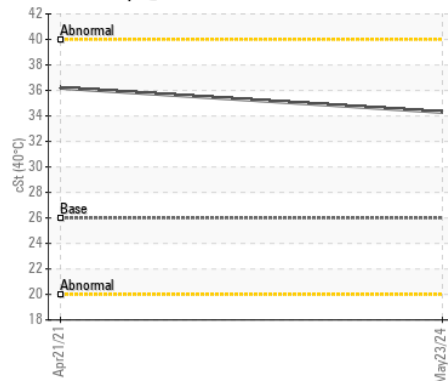
Silicon (ppm)



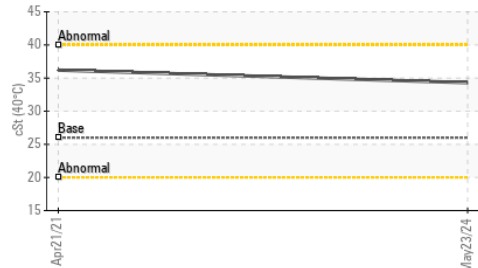
Viscosity @ 100°C



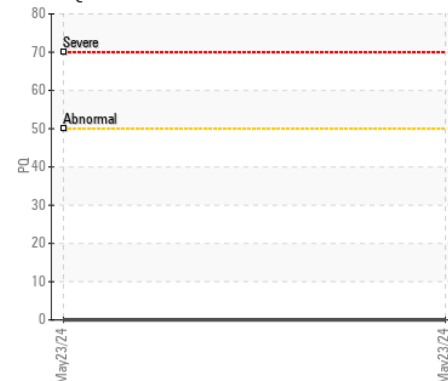
Viscosity @ 40°C



Viscosity @ 40°C



PQ



**Laboratory** : WearCheck - C8-1175 Appleby Line, Burlington, ON L7L 5H9  
**Sample No.** : PC0088609  
**Lab Number** : 02639943  
**Unique Number** : 5789105  
**Test Package** : MOB 1 ( Additional Tests: KV100, PQ, VI )

**GFL Environmental - 742 - Quebec City Solid Waste**  
 5160 Jean-Talon Pierre-Bertrand Bou  
 Quebec City, QC  
 CA G2J 1B7  
 Contact: Jean Audet  
 Jaudet@matrec.ca  
 T: (418)624-0080  
 F:

To discuss this sample report, contact Customer Service at 1-800-268-2131.  
 Test denoted (\*) outside scope of accreditation, (m) method modified, (e) tested at external lab.  
 Validity of results and interpretation are based on the sample and information as supplied.