



OIL ANALYSIS REPORT

WEAR	SEVERE
CONTAMINATION	NORMAL
FLUID CONDITION	NORMAL

Machine Id
NOVA BUS 159
 Component
Rear Transmission (Auto)
 Fluid
CASTROL TRANSYND (--- GAL)

RECOMMENDATION

We recommend that you drain the fluid from the component if this has not already been done. We recommend an early resample to monitor this condition.

WEAR

Iron ppm levels are severe. The low ferrous density (PQ) index indicates the wear metal levels are due to corrosion.

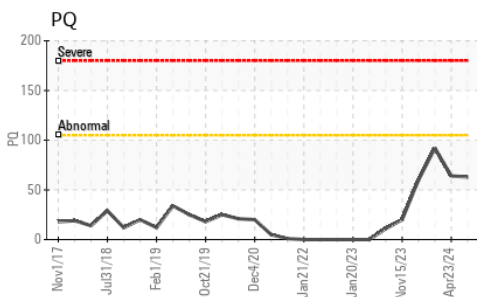
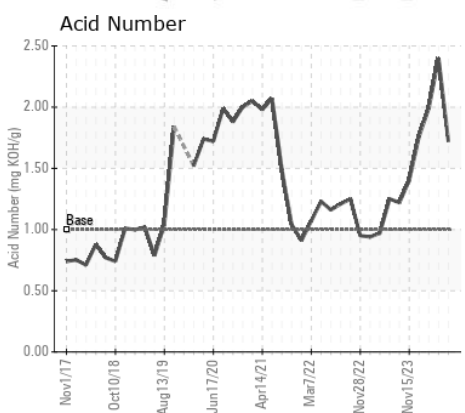
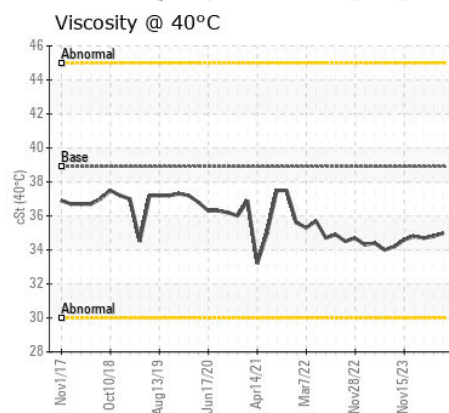
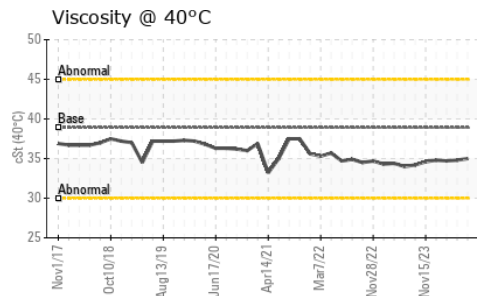
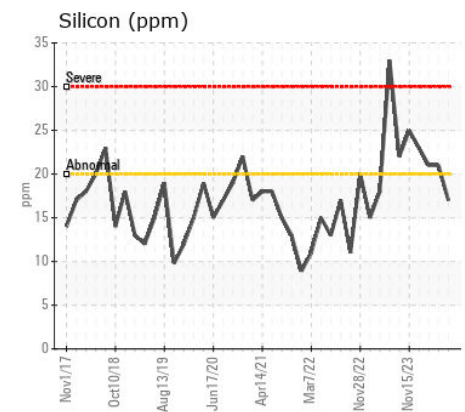
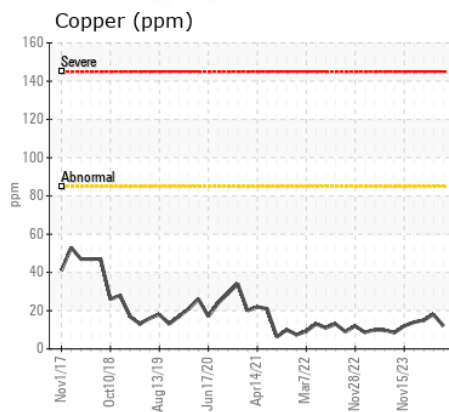
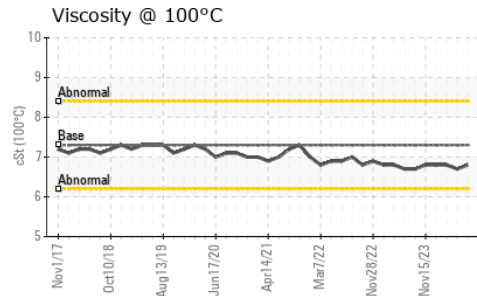
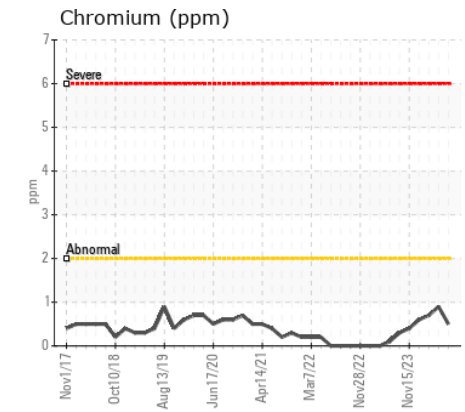
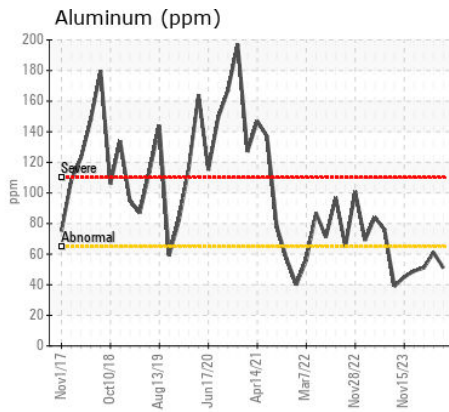
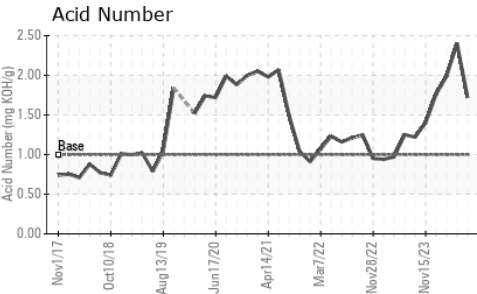
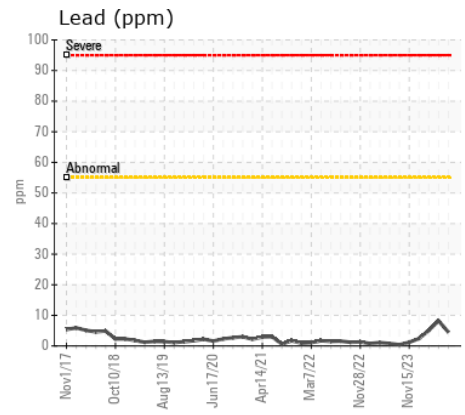
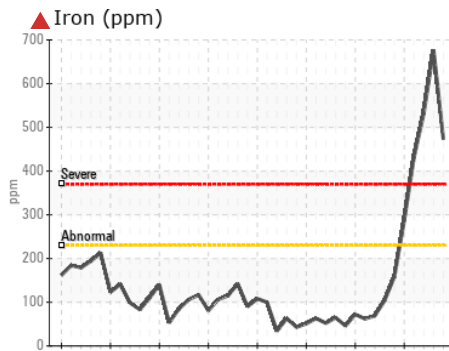
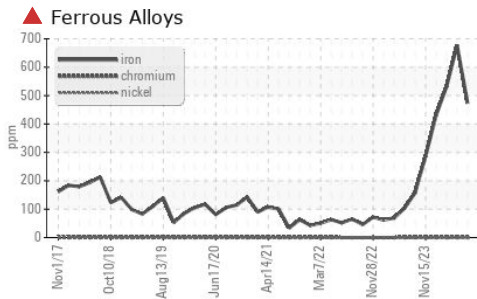
CONTAMINATION

There is no indication of any contamination in the fluid.

FLUID CONDITION

The AN level is acceptable for this fluid. The fluid is no longer serviceable as a result of the abnormal and/or severe wear.

Test	UOM	Method	Limit/Abn	Current	History1	History2
Sample Number		Client Info		WC0866479	WC0889012	WC0889121
Sample Date		Client Info		04 Jun 2024	23 Apr 2024	29 Feb 2024
Machine Age	kms	Client Info		0	0	0
Oil Age	kms	Client Info		9284	50384	41218
Filter Age	kms	Client Info		9284	50384	41218
Oil Changed		Client Info		Not Changd	Not Changd	Not Changd
Filter Changed		Client Info		N/A	N/A	N/A
Sample Status				SEVERE	SEVERE	SEVERE
PQ		ASTM D8184*	>105	63	64	92
Iron	ppm	ASTM D5185(m)	>230	▲ 473	▲ 677	▲ 532
Chromium	ppm	ASTM D5185(m)	>2	<1	<1	<1
Nickel	ppm	ASTM D5185(m)	>5	0	<1	<1
Titanium	ppm	ASTM D5185(m)	>2	0	0	0
Silver	ppm	ASTM D5185(m)	>5	0	0	0
Aluminum	ppm	ASTM D5185(m)	>65	51	61	51
Lead	ppm	ASTM D5185(m)	>55	4	8	5
Copper	ppm	ASTM D5185(m)	>85	12	18	15
Tin	ppm	ASTM D5185(m)	>5	<1	<1	1
Vanadium	ppm	ASTM D5185(m)		0	0	0
White Metal	scalar	Visual*	NONE	NONE	LIGHT	LIGHT
Yellow Metal	scalar	Visual*	NONE	NONE	NONE	NONE
Silicon	ppm	ASTM D5185(m)	>20	17	▲ 21	▲ 21
Potassium	ppm	ASTM D5185(m)	>20	2	2	4
Water		WC Method	>0.1	NEG	NEG	NEG
Silt	scalar	Visual*	NONE	LIGHT	NONE	NONE
Debris	scalar	Visual*	NONE	NONE	NONE	NONE
Sand/Dirt	scalar	Visual*	NONE	NONE	NONE	NONE
Appearance	scalar	Visual*	NORML	NORML	NORML	NORML
Odor	scalar	Visual*	NORML	NORML	NORML	NORML
Emulsified Water	scalar	Visual*	>0.1	NEG	NEG	NEG
Sodium	ppm	ASTM D5185(m)		5	7	7
Boron	ppm	ASTM D5185(m)	150	61	56	56
Barium	ppm	ASTM D5185(m)	0	0	0	0
Molybdenum	ppm	ASTM D5185(m)	0	3	0	<1
Manganese	ppm	ASTM D5185(m)		6	9	7
Magnesium	ppm	ASTM D5185(m)	0	2	2	2
Calcium	ppm	ASTM D5185(m)	40	137	121	124
Phosphorus	ppm	ASTM D5185(m)	320	221	227	224
Zinc	ppm	ASTM D5185(m)	5	7	6	5
Sulfur	ppm	ASTM D5185(m)	1050	1395	1312	1432
Acid Number (AN)	mg KOH/g	ASTM D974*	1.0	1.72	2.40	1.99
Visc @ 40°C	cSt	ASTM D7279(m)	38.9	35.0	34.8	34.7
Visc @ 100°C	cSt	ASTM D7279(m)	7.3	6.8	6.7	6.8
Viscosity Index (VI)	Scale	ASTM D2270*	168	156	152	158



Laboratory : WearCheck - C8-1175 Appleby Line, Burlington, ON L7L 5H9
Sample No. : WC0866479
Lab Number : 02640818
Unique Number : 5789980
Test Package : MOB 2 (Additional Tests: KV100, PQ, TAN Man, VI)
Received : 10 Jun 2024
Tested : 10 Jun 2024
Diagnosed : 11 Jun 2024 - Kevin Marson

CITY OF THUNDER BAY
 AUTO MAINTENANCE STORES, 570 FORT WILLIAM ROAD
 THUNDER BAY, ON
 CA P7B 2Z8
 Contact: Sean Malcolm
 sean.malcolm@thunderbay.ca
 T: (807)684-2716
 F: (807)344-0237

To discuss this sample report, contact Customer Service at 1-800-268-2131.
 Test denoted (*) outside scope of accreditation, (m) method modified, (e) tested at external lab.
 Validity of results and interpretation are based on the sample and information as supplied.