



OIL ANALYSIS REPORT

WEAR	MARGINAL
CONTAMINATION	NORMAL
FLUID CONDITION	NORMAL

Area

CFR#41916

Machine Id

210

Component

Right Final Drive

Fluid

MOBIL DELVAC SYNTHETIC ATF (--- GAL)

RECOMMENDATION

We recommend an early resample to monitor this condition. Please specify the component make and model with your next sample.

WEAR

Nickel ppm levels are marginal. All other component wear rates are normal.

CONTAMINATION

There is no indication of any contamination in the oil.

FLUID CONDITION

The condition of the oil is acceptable for the time in service.

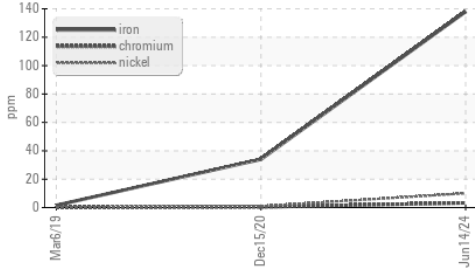
Test	UOM	Method	Limit/Abn	Current	History1	History2
Sample Number		Client Info		WC877037	WC876035	WC876383
Sample Date		Client Info		14 Jun 2024	15 Dec 2020	06 Mar 2019
Machine Age	kms	Client Info		3924	0	0
Oil Age	kms	Client Info		1947	758	0
Filter Age	kms	Client Info		1947	758	0
Oil Changed		Client Info		N/A	N/A	N/A
Filter Changed		Client Info		N/A	N/A	N/A
Sample Status				MARGINAL	NORMAL	NORMAL

Iron	ppm	ASTM D5185(m)	>500	138	34	2
Chromium	ppm	ASTM D5185(m)	>10	3	<1	0
Nickel	ppm	ASTM D5185(m)	>10	▲ 10	1	<1
Titanium	ppm	ASTM D5185(m)		<1	0	0
Silver	ppm	ASTM D5185(m)		<1	<1	0
Aluminum	ppm	ASTM D5185(m)	>25	10	2	<1
Lead	ppm	ASTM D5185(m)	>25	0	<1	<1
Copper	ppm	ASTM D5185(m)	>50	2	2	5
Tin	ppm	ASTM D5185(m)	>10	0	<1	<1
Vanadium	ppm	ASTM D5185(m)		0	0	0
White Metal	scalar	Visual*	NONE	NONE	VLITE	NONE
Yellow Metal	scalar	Visual*	NONE	NONE	NONE	NONE

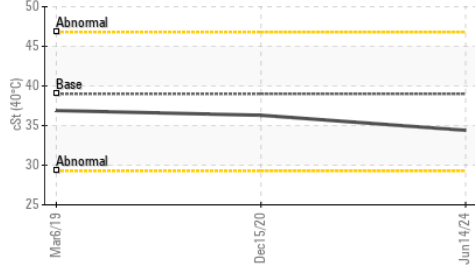
Silicon	ppm	ASTM D5185(m)	>75	15	11	5
Potassium	ppm	ASTM D5185(m)	>20	7	4	8
Water		WC Method	>0.2	NEG	NEG	NEG
Silt	scalar	Visual*	NONE	NONE	NONE	NONE
Debris	scalar	Visual*	NONE	NONE	NONE	VLITE
Sand/Dirt	scalar	Visual*	NONE	NONE	NONE	NONE
Appearance	scalar	Visual*	NORML	NORML	NORML	NORML
Odor	scalar	Visual*	NORML	NORML	NORML	NORML
Emulsified Water	scalar	Visual*	>0.2	NEG	NEG	NEG

Sodium	ppm	ASTM D5185(m)		10	6	10
Boron	ppm	ASTM D5185(m)		207	208	129
Barium	ppm	ASTM D5185(m)		<1	<1	0
Molybdenum	ppm	ASTM D5185(m)		7	3	3
Manganese	ppm	ASTM D5185(m)		1	<1	<1
Magnesium	ppm	ASTM D5185(m)		<1	<1	1
Calcium	ppm	ASTM D5185(m)		155	154	42
Phosphorus	ppm	ASTM D5185(m)		448	463	282
Zinc	ppm	ASTM D5185(m)		42	12	25
Sulfur	ppm	ASTM D5185(m)		1561	1777	1011
Visc @ 40°C	cSt	ASTM D7279(m)	39	34.4	36.3	36.9

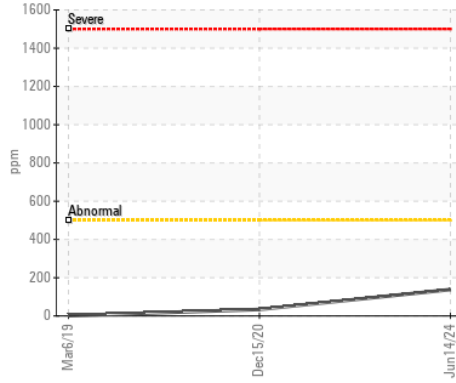
▲ Ferrous Alloys



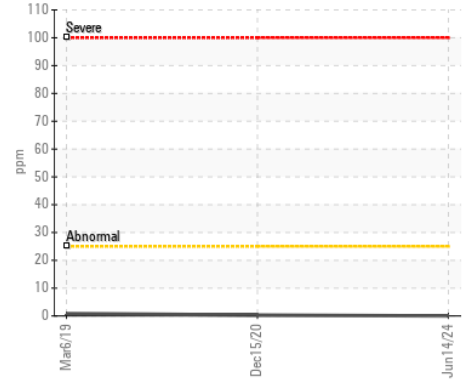
Viscosity @ 40°C



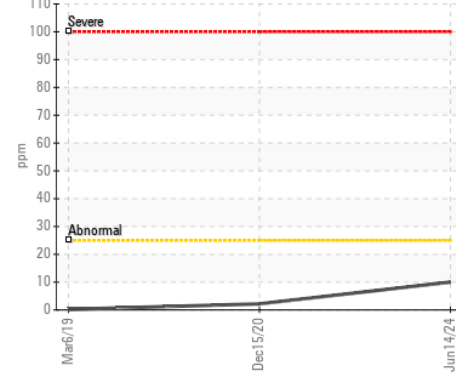
Iron (ppm)



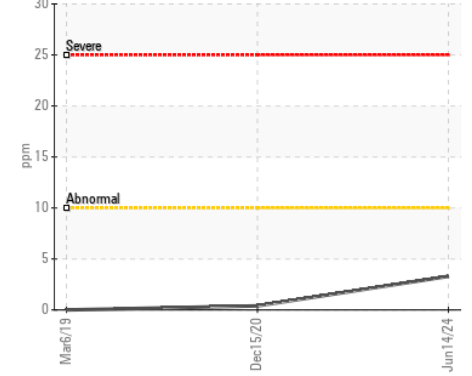
Lead (ppm)



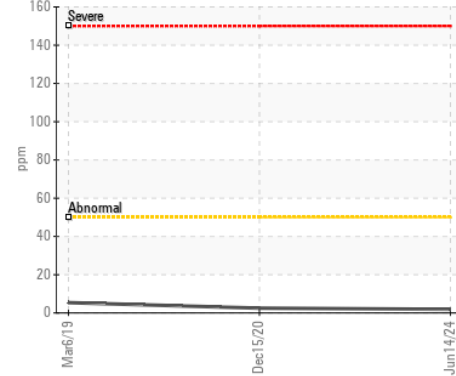
Aluminum (ppm)



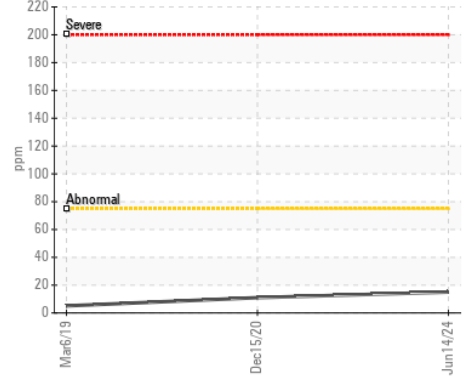
Chromium (ppm)



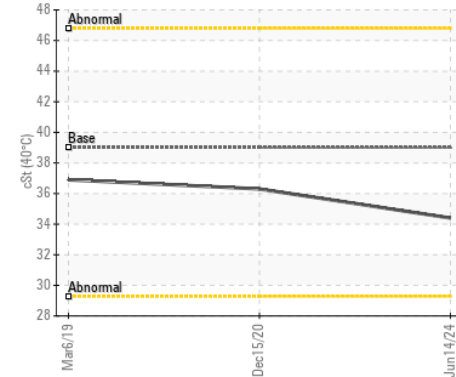
Copper (ppm)



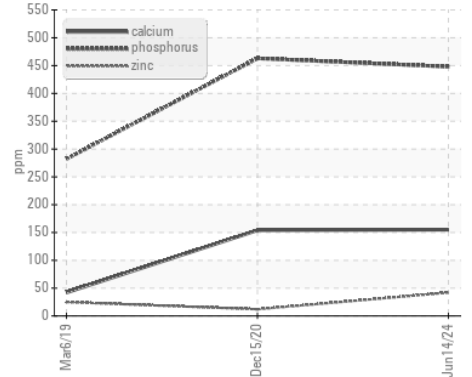
Silicon (ppm)



Viscosity @ 40°C



Additives



Laboratory : WearCheck - C8-1175 Appleby Line, Burlington, ON L7L 5H9
Sample No. : WC877037
Lab Number : 02643471
Unique Number : 5801010
Test Package : MOB 1

DEPARTMENT OF NATIONAL DEFENSE
 MGEN.GEORGE R.PEARKE'S BUILDING
 OTTAWA, ON
 CA K1A 0K2
 Contact: Philippe Charron
 philippe.charron@forces.gc.ca
 T: (514)252-2777
 F: (819)997-9989

To discuss this sample report, contact Customer Service at 1-800-268-2131.
 Test denoted (*) outside scope of accreditation, (m) method modified, (e) tested at external lab.
 Validity of results and interpretation are based on the sample and information as supplied.