



WEAR	NORMAL
CONTAMINATION	ABNORMAL
FLUID CONDITION	NORMAL

Machine Id
929077-205274

Component
Diesel Engine

Fluid
PETRO CANADA DURON SHP 15W40 (--- GAL)

RECOMMENDATION

No corrective action is recommended at this time. Resample at the next service interval to monitor.

Test	UOM	Method	Limit/Abn	Current	History1	History2
Sample Number		Client Info		GFL0046835	GFL0046826	GFL0046843
Sample Date		Client Info		17 Nov 2022	18 Jul 2022	18 Apr 2022
Machine Age	hrs	Client Info		34464	34464	10862
Oil Age	hrs	Client Info		34464	0	120
Filter Age	hrs	Client Info		0	0	0
Oil Changed		Client Info		Not Chngd	Changed	Changed
Filter Changed		Client Info		Not Chngd	Changed	Changed
Sample Status				ABNORMAL	NORMAL	NORMAL

WEAR

All component wear rates are normal.

Iron	ppm	ASTM D5185m	>100	12	10	2
Chromium	ppm	ASTM D5185m	>20	<1	<1	<1
Nickel	ppm	ASTM D5185m	>4	<1	0	0
Titanium	ppm	ASTM D5185m		0	0	0
Silver	ppm	ASTM D5185m	>3	<1	0	<1
Aluminum	ppm	ASTM D5185m	>20	1	1	<1
Lead	ppm	ASTM D5185m	>40	1	1	<1
Copper	ppm	ASTM D5185m	>330	1	3	<1
Tin	ppm	ASTM D5185m	>15	<1	<1	<1
Vanadium	ppm	ASTM D5185m		0	0	0
White Metal	scalar	*Visual	NONE	NONE	NONE	NONE
Yellow Metal	scalar	*Visual	NONE	NONE	NONE	NONE

CONTAMINATION

Elemental level of silicon (Si) above normal indicating ingress of seal material.

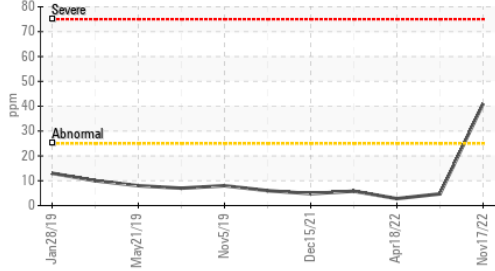
Silicon	ppm	ASTM D5185m	>25	▲ 41	5	3
Potassium	ppm	ASTM D5185m	>20	0	<1	<1
Fuel		WC Method	>5	<1.0	<1.0	<1.0
Water		WC Method	>0.2	NEG	NEG	NEG
Glycol		WC Method		NEG	NEG	NEG
Soot %	%	*ASTM D7844	>3	0.2	0.3	0.1
Nitration	Abs/cm	*ASTM D7624	>20	7.9	9.2	5.9
Sulfation	Abs/.1mm	*ASTM D7415	>30	20.5	21.8	19.3
Silt	scalar	*Visual	NONE	NONE	NONE	NONE
Debris	scalar	*Visual	NONE	NONE	NONE	NONE
Sand/Dirt	scalar	*Visual	NONE	NONE	NONE	NONE
Appearance	scalar	*Visual	NORML	NORML	NORML	NORML
Odor	scalar	*Visual	NORML	NORML	NORML	NORML
Emulsified Water	scalar	*Visual	>0.2	NEG	NEG	NEG

FLUID CONDITION

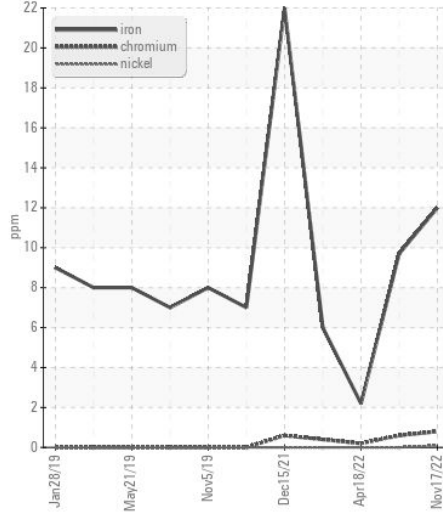
The BN result indicates that there is suitable alkalinity remaining in the oil. The condition of the oil is suitable for further service.

Sodium	ppm	ASTM D5185m		4	0	<1
Boron	ppm	ASTM D5185m	0	6	3	5
Barium	ppm	ASTM D5185m	0	0	0	0
Molybdenum	ppm	ASTM D5185m	60	61	61	61
Manganese	ppm	ASTM D5185m	0	<1	<1	<1
Magnesium	ppm	ASTM D5185m	1010	968	943	929
Calcium	ppm	ASTM D5185m	1070	1141	1074	1011
Phosphorus	ppm	ASTM D5185m	1150	1015	1021	1038
Zinc	ppm	ASTM D5185m	1270	1285	1259	1245
Sulfur	ppm	ASTM D5185m	2060	3556	3177	2746
Oxidation	Abs/.1mm	*ASTM D7414	>25	16.2	17.5	14.8
Base Number (BN)	mg KOH/g	ASTM D2896	9.8	8.9	8.5	9.6
Visc @ 100°C	cSt	ASTM D445	15.4	13.6	13.7	14.2

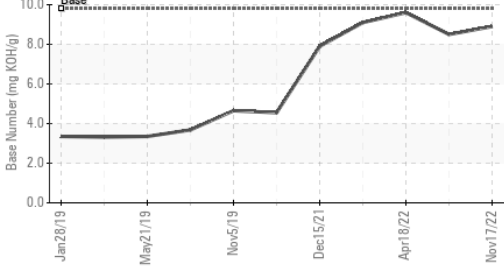
▲ Silicon (ppm)



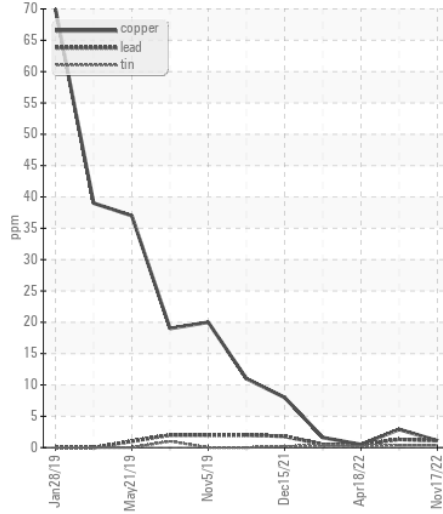
Ferrous Alloys



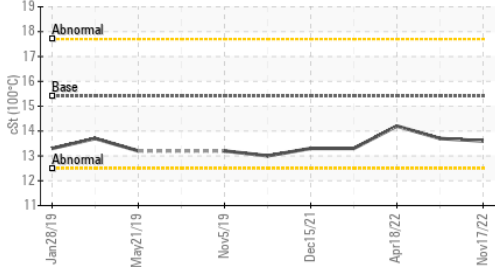
Base Number



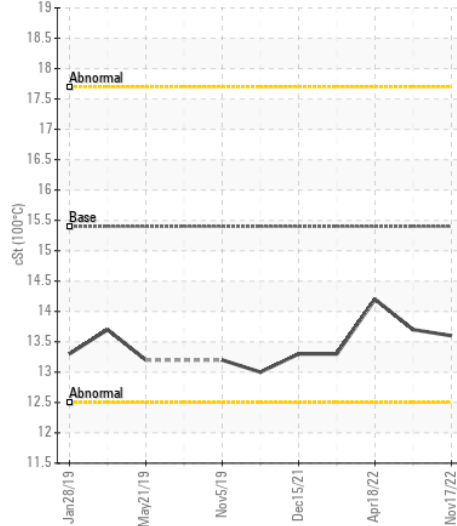
Non-ferrous Metals



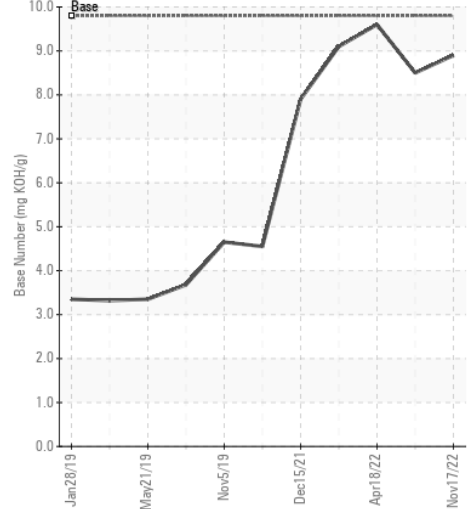
Viscosity @ 100°C



Viscosity @ 100°C



Base Number



Certificate L2367

Laboratory : WearCheck USA - 501 Madison Ave., Cary, NC 27513
Sample No. : GFL0046835 **Received** : 28 Nov 2022
Lab Number : 05704146 **Diagnosed** : 29 Nov 2022
Unique Number : 10233720 **Diagnostician** : Doug Bogart
Test Package : FLEET

GFL Environmental - 814 - Little Rock Hauling
 4005 Hwy 161 N.
 Little Rock, AR
 US 72117
 Contact: Brad Koenig
 bkoenig@gflenv.com

To discuss this sample report, contact Customer Service at 1-800-237-1369.

* - Denotes test methods that are outside of the ISO 17025 scope of accreditation.

Statements of conformity to specifications are based on the simple acceptance decision rule (JCGM 106:2012)

T:
F: