



WEAR	ABNORMAL
CONTAMINATION	NORMAL
FLUID CONDITION	NORMAL

Machine Id
MRC
Component
Port Main Engine
Fluid
CHEVRON DELO 400 XLE 15W40 (--- GAL)

RECOMMENDATION

No corrective action is recommended at this time. We recommend an early resample to monitor this condition.

Test	UOM	Method	Limit/Abn	Current	History1	History2
Sample Number		Client Info		MW05765706	MW05745140	MW05718172
Sample Date		Client Info		12 Feb 2023	19 Jan 2023	14 Dec 2022
Machine Age	hrs	Client Info		5674	5046	4299
Oil Age	hrs	Client Info		2594	1964	1194
Filter Age	hrs	Client Info		0	0	0
Oil Changed		Client Info		N/A	N/A	N/A
Filter Changed		Client Info		N/A	N/A	N/A
Sample Status				ABNORMAL	ABNORMAL	MARGINAL

WEAR

The lead level is abnormal. All other component wear rates are normal.

Iron	ppm	ASTM D5185m	>75	22	16	16
Chromium	ppm	ASTM D5185m	>8	<1	<1	<1
Nickel	ppm	ASTM D5185m	>2	0	0	0
Titanium	ppm	ASTM D5185m	>3	3	2	2
Silver	ppm	ASTM D5185m	>2	0	0	<1
Aluminum	ppm	ASTM D5185m	>15	2	2	2
Lead	ppm	ASTM D5185m	>18	▲ 63	▲ 47	▲ 37
Copper	ppm	ASTM D5185m	>80	19	18	7
Tin	ppm	ASTM D5185m	>14	2	0	1
Vanadium	ppm	ASTM D5185m		0	0	0
White Metal	scalar	*Visual	NONE	NONE	NONE	NONE
Yellow Metal	scalar	*Visual	NONE	NONE	NONE	NONE

CONTAMINATION

There is no indication of any contamination in the oil.

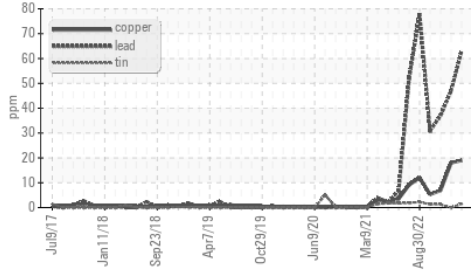
Silicon	ppm	ASTM D5185m	>20	4	4	2
Potassium	ppm	ASTM D5185m	>20	<1	0	2
Fuel		WC Method	>4.0	<1.0	<1.0	<1.0
Water		WC Method	>0.1	NEG	NEG	NEG
Glycol		WC Method		NEG	NEG	NEG
Soot %	%	*ASTM D7844		0.7	0.6	0.6
Nitration	Abs/cm	*ASTM D7624	>20	10.0	9.8	10.0
Sulfation	Abs/.1mm	*ASTM D7415	>30	25.3	24.6	25.3
Silt	scalar	*Visual	NONE	NONE	NONE	NONE
Debris	scalar	*Visual	NONE	NONE	NONE	NONE
Sand/Dirt	scalar	*Visual	NONE	NONE	NONE	NONE
Appearance	scalar	*Visual	NORML	NORML	NORML	NORML
Odor	scalar	*Visual	NORML	NORML	NORML	NORML
Emulsified Water	scalar	*Visual	>0.1	NEG	NEG	NEG

FLUID CONDITION

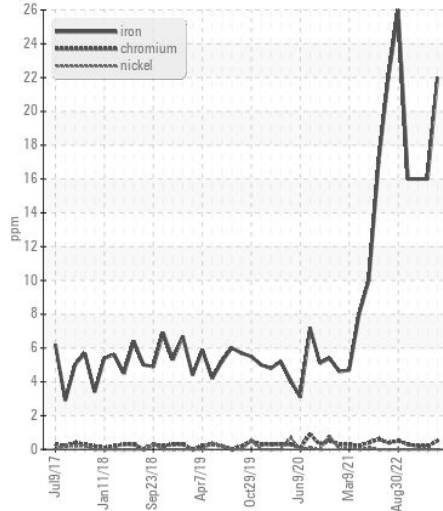
The BN result indicates that there is suitable alkalinity remaining in the oil. The condition of the oil is acceptable for the time in service.

Sodium	ppm	ASTM D5185m	>75	2	0	0
Boron	ppm	ASTM D5185m		167	180	173
Barium	ppm	ASTM D5185m		0	0	0
Molybdenum	ppm	ASTM D5185m		98	92	101
Manganese	ppm	ASTM D5185m		<1	<1	<1
Magnesium	ppm	ASTM D5185m		579	519	540
Calcium	ppm	ASTM D5185m		1567	1436	1542
Phosphorus	ppm	ASTM D5185m	760	691	627	713
Zinc	ppm	ASTM D5185m	830	842	730	865
Sulfur	ppm	ASTM D5185m	2770	3086	2670	2980
Oxidation	Abs/.1mm	*ASTM D7414	>25	21.0	20.3	20.2
Base Number (BN)	mg KOH/g	ASTM D2896	10.7	6.6	6.8	8.3
Visc @ 100°C	cSt	ASTM D445	14.9	13.2	13.1	13.0

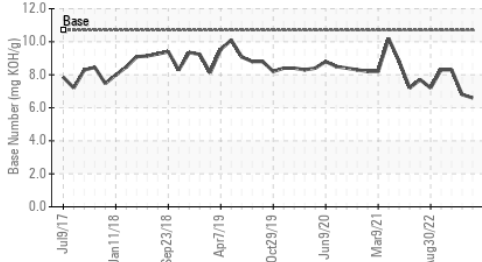
▲ Non-ferrous Metals



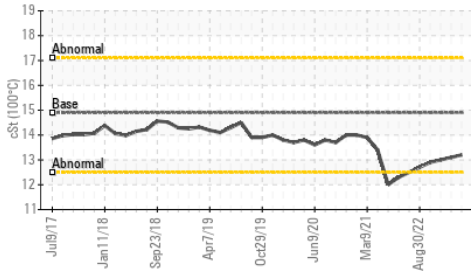
Ferrous Alloys



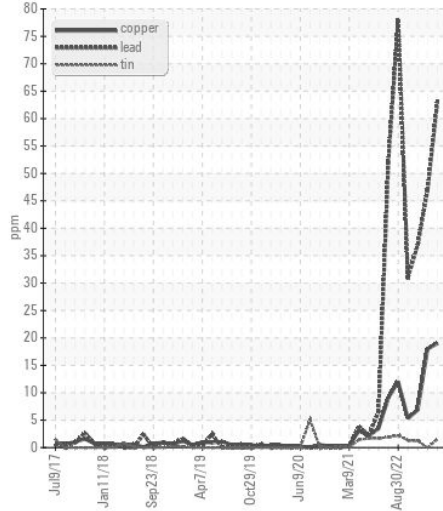
Base Number



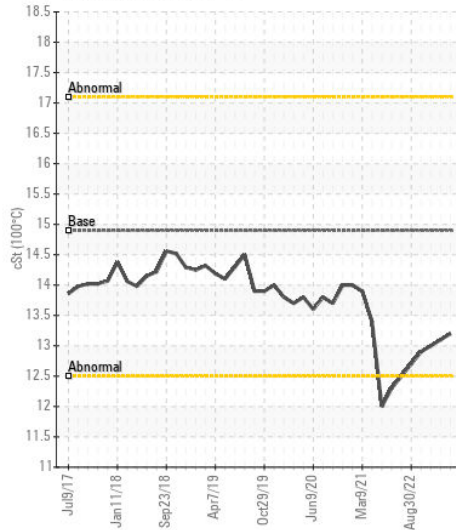
Viscosity @ 100°C



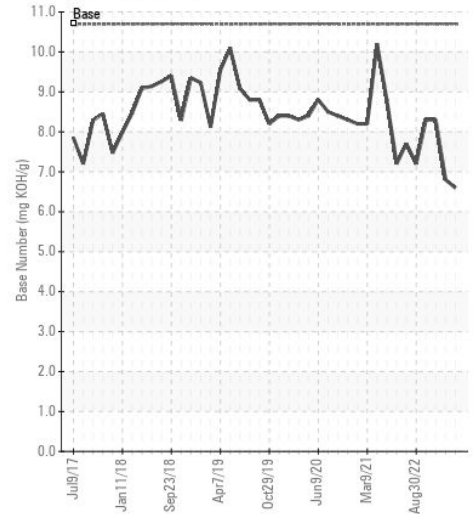
▲ Non-ferrous Metals



Viscosity @ 100°C



Base Number



Certificate L2367

Laboratory : WearCheck USA - 501 Madison Ave., Cary, NC 27513
Sample No. : MW05765706
Lab Number : 05765706
Unique Number : 10335314
Test Package : MAR 2
Received : 13 Feb 2023
Tested : 14 Feb 2023
Diagnosed : 15 Feb 2023 - Don Baldrige

ILLINOIS MARINE TOWING
 PO BOX 391
 LEMONT, IL
 US 60439
 Contact: RHETT DANIEL
 rdaniel@imtowing.com
 T: (630)280-4926
 F: (630)739-2041

To discuss this sample report, contact Customer Service at 1-800-237-1369.

* - Denotes test methods that are outside of the ISO 17025 scope of accreditation.

Statements of conformity to specifications are based on the simple acceptance decision rule (JCGM 106:2012)