



# OIL ANALYSIS REPORT

WEAR	<b>NORMAL</b>
CONTAMINATION	<b>NORMAL</b>
FLUID CONDITION	<b>NORMAL</b>



Area  
**Store 9 - Marietta**  
Machine Id  
**JOHN DEERE 544L 1DW544LZVKF695734**  
Component  
**Transmission (Manual)**  
Fluid  
**JOHN DEERE HY-GARD HYD/TRANS (6 GAL)**

## RECOMMENDATION

Resample at the next service interval to monitor.

Test	UOM	Method	Limit/Abn	Current	History1	History2
Sample Number		Client Info		<b>LEC0043403</b>	LEC0040492	LEC0037158
Sample Date		Client Info		<b>17 Aug 2023</b>	06 Apr 2023	20 Dec 2022
Machine Age	hrs	Client Info		<b>6864</b>	6347	5934
Oil Age	hrs	Client Info		<b>930</b>	413	5934
Filter Age	hrs	Client Info		<b>930</b>	413	5934
Oil Changed		Client Info		<b>Changed</b>	Not Changd	Changed
Filter Changed		Client Info		<b>None</b>	Not Changd	Changed
Sample Status				<b>NORMAL</b>	NORMAL	NORMAL

## WEAR

All component wear rates are normal.

PQ		ASTM D8184	>95	<b>10</b>	13	9
Iron	ppm	ASTM D5185m	>200	<b>20</b>	18	27
Chromium	ppm	ASTM D5185m	>5	<b>0</b>	0	<1
Nickel	ppm	ASTM D5185m	>5	<b>0</b>	0	0
Titanium	ppm	ASTM D5185m		<b>&lt;1</b>	0	<1
Silver	ppm	ASTM D5185m	>7	<b>0</b>	0	0
Aluminum	ppm	ASTM D5185m	>25	<b>2</b>	0	2
Lead	ppm	ASTM D5185m	>45	<b>0</b>	<1	1
Copper	ppm	ASTM D5185m	>225	<b>15</b>	16	29
Tin	ppm	ASTM D5185m	>10	<b>&lt;1</b>	<1	2
Vanadium	ppm	ASTM D5185m		<b>&lt;1</b>	0	0
White Metal	scalar	*Visual	NONE	<b>NONE</b>	NONE	NONE
Yellow Metal	scalar	*Visual	NONE	<b>NONE</b>	NONE	NONE

## CONTAMINATION

There is no indication of any contamination in the oil.

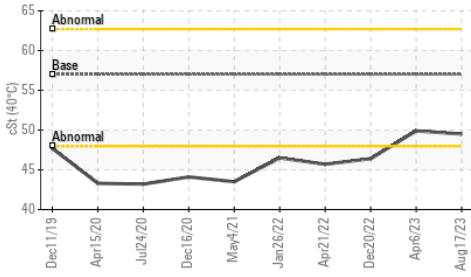
Silicon	ppm	ASTM D5185m	>125	<b>14</b>	14	21
Potassium	ppm	ASTM D5185m	>20	<b>0</b>	4	2
Water		WC Method	>0.1	<b>NEG</b>	NEG	NEG
Silt	scalar	*Visual	NONE	<b>NONE</b>	NONE	NONE
Debris	scalar	*Visual	NONE	<b>NONE</b>	NONE	NONE
Sand/Dirt	scalar	*Visual	NONE	<b>NONE</b>	NONE	NONE
Appearance	scalar	*Visual	NORML	<b>NORML</b>	NORML	NORML
Odor	scalar	*Visual	NORML	<b>NORML</b>	NORML	NORML
Emulsified Water	scalar	*Visual	>0.1	<b>NEG</b>	NEG	NEG

## FLUID CONDITION

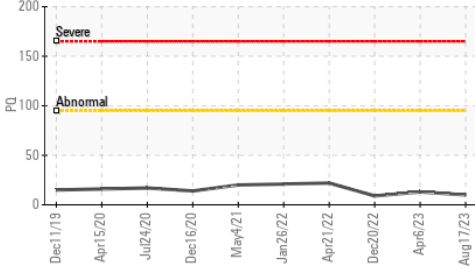
The condition of the oil is suitable for further service.

Sodium	ppm	ASTM D5185m		<b>5</b>	1	9
Boron	ppm	ASTM D5185m	6	<b>1</b>	1	4
Barium	ppm	ASTM D5185m	0	<b>0</b>	0	0
Molybdenum	ppm	ASTM D5185m	0	<b>2</b>	2	1
Manganese	ppm	ASTM D5185m		<b>&lt;1</b>	<1	<1
Magnesium	ppm	ASTM D5185m	145	<b>105</b>	96	91
Calcium	ppm	ASTM D5185m	3570	<b>3394</b>	3475	3337
Phosphorus	ppm	ASTM D5185m	1290	<b>1008</b>	1026	1004
Zinc	ppm	ASTM D5185m	1640	<b>1219</b>	1251	1195
Sulfur	ppm	ASTM D5185m		<b>4004</b>	3645	3646
Visc @ 40°C	cSt	ASTM D445	57.0	<b>49.5</b>	49.9	46.4

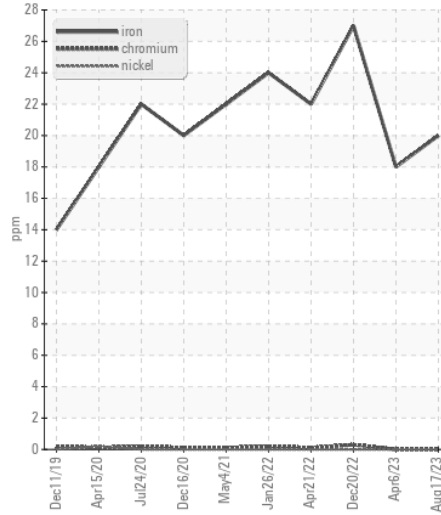
Viscosity @ 40°C



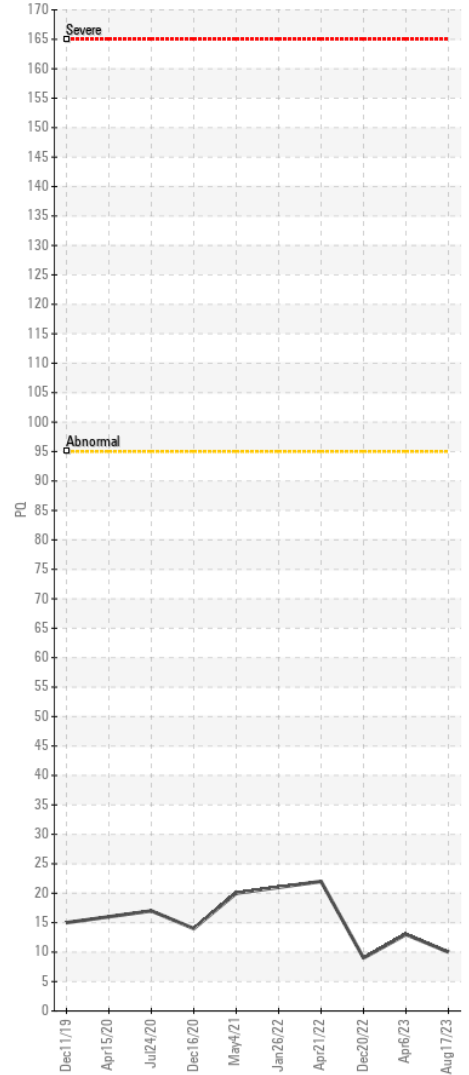
PQ



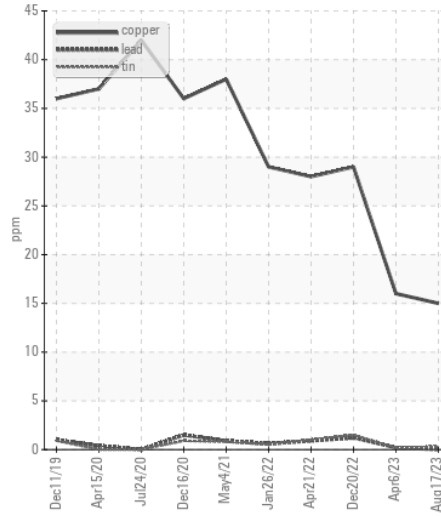
Ferrous Alloys



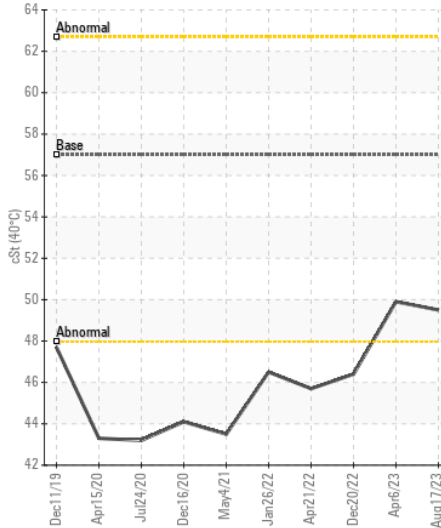
PQ



Non-ferrous Metals



Viscosity @ 40°C



Certificate L2367

**Laboratory** : WearCheck USA - 501 Madison Ave., Cary, NC 27513  
**Sample No.** : LEC0043403 **Received** : 22 Aug 2023  
**Lab Number** : 05930952 **Tested** : 23 Aug 2023  
**Unique Number** : 10616223 **Diagnosed** : 23 Aug 2023 - Sean Felton  
**Test Package** : CONST ( Additional Tests: PQ )

**LESLIE EQUIPMENT COMPANY**  
 105 TENNIS CENTER DR.  
 MARIETTA, OH  
 US 45750-9765  
 Contact: LEANNE KENDALL  
 KendalLeanne@lec1.com  
 T:  
 F: (740)373-5570

To discuss this sample report, contact Customer Service at 1-800-237-1369.

\* - Denotes test methods that are outside of the ISO 17025 scope of accreditation.

Statements of conformity to specifications are based on the simple acceptance decision rule (JCGM 106:2012)