



# OIL ANALYSIS REPORT

WEAR	<b>NORMAL</b>
CONTAMINATION	<b>NORMAL</b>
FLUID CONDITION	<b>NORMAL</b>

Area  
**Store 2 - Beaver**  
Machine Id  
**JOHN DEERE 260E 1DW260ETVLF704853**  
Component  
**Transmission (Auto)**  
Fluid  
**JOHN DEERE HD SynTran (16 GAL)**

## RECOMMENDATION

Resample at the next service interval to monitor.

Test	UOM	Method	Limit/Abn	Current	History1	History2
Sample Number		Client Info		<b>LEC0043900</b>	LEC0039347	LEC0027867
Sample Date		Client Info		<b>11 Sep 2023</b>	06 Mar 2023	02 Mar 2022
Machine Age	hrs	Client Info		<b>2650</b>	2060	1537
Oil Age	hrs	Client Info		<b>590</b>	2060	1537
Filter Age	hrs	Client Info		<b>590</b>	2060	1537
Oil Changed		Client Info		<b>Not Changed</b>	Changed	Not Changed
Filter Changed		Client Info		<b>Not Changed</b>	Changed	Not Changed
Sample Status				<b>NORMAL</b>	NORMAL	NORMAL

## WEAR

All component wear rates are normal.

PQ		ASTM D8184	>50	<b>31</b>	23	30
Iron	ppm	ASTM D5185m	>160	<b>84</b>	65	55
Chromium	ppm	ASTM D5185m	>5	<b>0</b>	0	<1
Nickel	ppm	ASTM D5185m	>5	<b>0</b>	0	0
Titanium	ppm	ASTM D5185m		<b>0</b>	0	0
Silver	ppm	ASTM D5185m	>5	<b>0</b>	<1	0
Aluminum	ppm	ASTM D5185m	>50	<b>&lt;1</b>	<1	<1
Lead	ppm	ASTM D5185m	>50	<b>4</b>	3	5
Copper	ppm	ASTM D5185m	>225	<b>2</b>	2	2
Tin	ppm	ASTM D5185m	>10	<b>0</b>	0	0
Vanadium	ppm	ASTM D5185m		<b>&lt;1</b>	<1	0
White Metal	scalar	*Visual	NONE	<b>NONE</b>	NONE	NONE
Yellow Metal	scalar	*Visual	NONE	<b>NONE</b>	NONE	NONE

## CONTAMINATION

There is no indication of any contamination in the fluid.

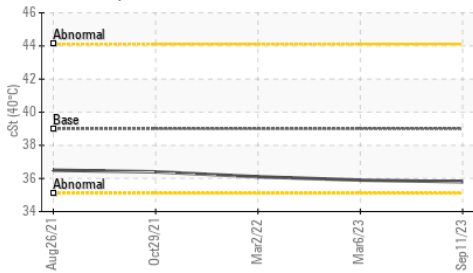
Silicon	ppm	ASTM D5185m	>20	<b>4</b>	4	4
Potassium	ppm	ASTM D5185m	>20	<b>2</b>	0	2
Water		WC Method	>0.1	<b>NEG</b>	NEG	NEG
Silt	scalar	*Visual	NONE	<b>NONE</b>	NONE	NONE
Debris	scalar	*Visual	NONE	<b>NONE</b>	NONE	VLITE
Sand/Dirt	scalar	*Visual	NONE	<b>NONE</b>	NONE	NONE
Appearance	scalar	*Visual	NORML	<b>NORML</b>	NORML	NORML
Odor	scalar	*Visual	NORML	<b>NORML</b>	NORML	NORML
Emulsified Water	scalar	*Visual	>0.1	<b>NEG</b>	NEG	NEG

## FLUID CONDITION

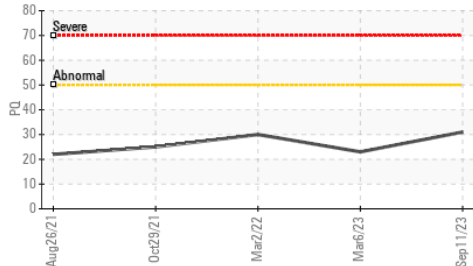
The condition of the fluid is acceptable for the time in service.

Sodium	ppm	ASTM D5185m		<b>4</b>	3	2
Boron	ppm	ASTM D5185m	168	<b>111</b>	103	106
Barium	ppm	ASTM D5185m		<b>0</b>	0	0
Molybdenum	ppm	ASTM D5185m		<b>0</b>	0	0
Manganese	ppm	ASTM D5185m		<b>1</b>	2	<1
Magnesium	ppm	ASTM D5185m		<b>0</b>	1	1
Calcium	ppm	ASTM D5185m	33	<b>123</b>	128	122
Phosphorus	ppm	ASTM D5185m	330	<b>272</b>	260	273
Zinc	ppm	ASTM D5185m	0	<b>22</b>	24	26
Sulfur	ppm	ASTM D5185m	980	<b>509</b>	192	439
Visc @ 40°C	cSt	ASTM D445	39	<b>35.8</b>	35.9	36.1

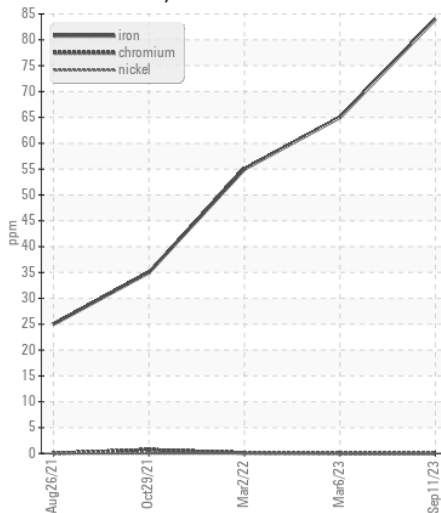
Viscosity @ 40°C



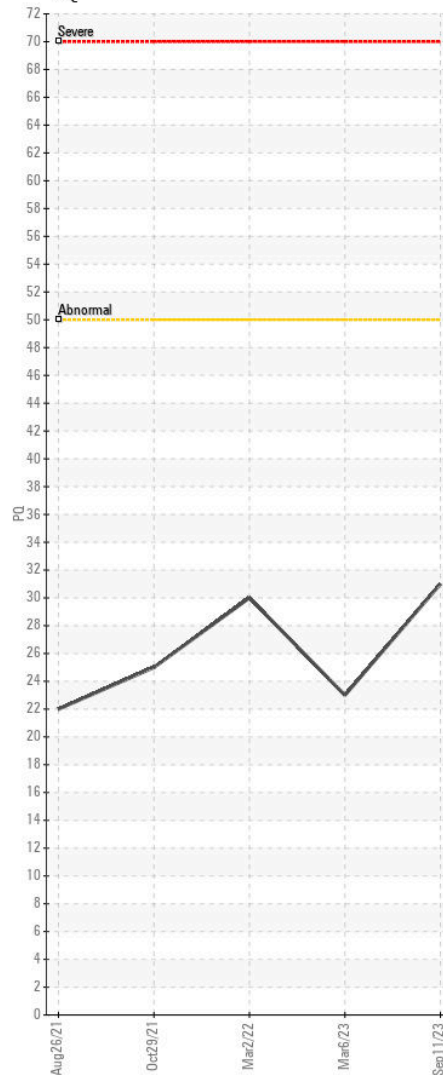
PQ



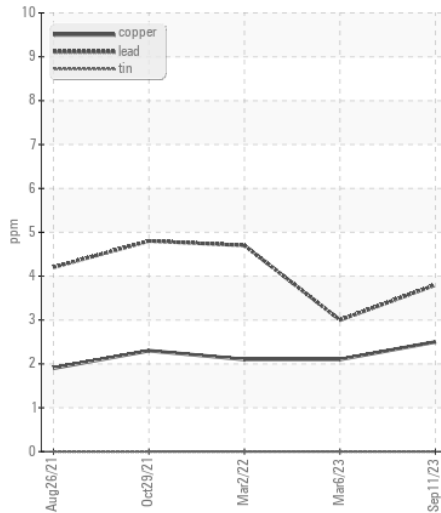
Ferrous Alloys



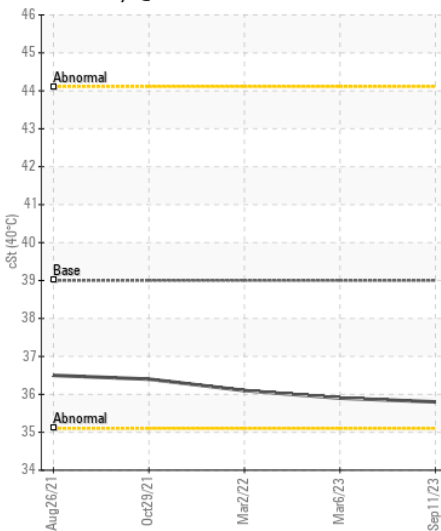
PQ



Non-ferrous Metals



Viscosity @ 40°C



Certificate L2367

**Laboratory** : WearCheck USA - 501 Madison Ave., Cary, NC 27513  
**Sample No.** : LEC0043900 **Received** : 20 Sep 2023  
**Lab Number** : 05956593 **Tested** : 21 Sep 2023  
**Unique Number** : 10657806 **Diagnosed** : 22 Sep 2023 - Sean Felton  
**Test Package** : CONST ( Additional Tests: PQ )

**LESLIE EQUIPMENT COMPANY**  
 105 TENNIS CENTER DR.  
 MARIETTA, OH  
 US 45750-9765  
 Contact: LEANNE KENDALL  
 KendalLeanne@lec1.com  
 T:  
 F: (740)373-5570

To discuss this sample report, contact Customer Service at 1-800-237-1369.

\* - Denotes test methods that are outside of the ISO 17025 scope of accreditation.

Statements of conformity to specifications are based on the simple acceptance decision rule (JCGM 106:2012)