



# OIL ANALYSIS REPORT

|                 |               |
|-----------------|---------------|
| WEAR            | <b>NORMAL</b> |
| CONTAMINATION   | <b>NORMAL</b> |
| FLUID CONDITION | <b>NORMAL</b> |

Area  
**[SWO-068630]**  
 Machine Id  
**EPIROC TMG21SED0492**  
 Component  
**Rear Left Final Drive**  
 Fluid  
**{not provided} (--- GAL)**

## RECOMMENDATION

Resample at the next service interval to monitor.

| Test           | UOM | Method      | Limit/Abn | Current            | History1    | History2    |
|----------------|-----|-------------|-----------|--------------------|-------------|-------------|
| Sample Number  |     | Client Info |           | <b>VCP435642</b>   | VCP428677   | VCP431018   |
| Sample Date    |     | Client Info |           | <b>03 Jan 2024</b> | 27 Nov 2023 | 31 Oct 2023 |
| Machine Age    | hrs | Client Info |           | <b>4772</b>        | 4529        | 4296        |
| Oil Age        | hrs | Client Info |           | <b>0</b>           | 0           | 0           |
| Filter Age     | hrs | Client Info |           | <b>0</b>           | 0           | 0           |
| Oil Changed    |     | Client Info |           | <b>Not Changed</b> | Changed     | Not Changed |
| Filter Changed |     | Client Info |           | <b>Not Changed</b> | Not Changed | Not Changed |
| Sample Status  |     |             |           | <b>NORMAL</b>      | NORMAL      | NORMAL      |

## WEAR

All component wear rates are normal.

|              |        |             |      |              |      |       |
|--------------|--------|-------------|------|--------------|------|-------|
| Iron         | ppm    | ASTM D5185m | >500 | <b>117</b>   | 138  | 124   |
| Chromium     | ppm    | ASTM D5185m | >10  | <b>1</b>     | 1    | <1    |
| Nickel       | ppm    | ASTM D5185m | >10  | <b>&lt;1</b> | <1   | 0     |
| Titanium     | ppm    | ASTM D5185m |      | <b>&lt;1</b> | <1   | 0     |
| Silver       | ppm    | ASTM D5185m |      | <b>0</b>     | 0    | 0     |
| Aluminum     | ppm    | ASTM D5185m | >25  | <b>2</b>     | <1   | 0     |
| Lead         | ppm    | ASTM D5185m | >25  | <b>20</b>    | 34   | 33    |
| Copper       | ppm    | ASTM D5185m | >50  | <b>7</b>     | 10   | 8     |
| Tin          | ppm    | ASTM D5185m | >10  | <b>&lt;1</b> | <1   | 0     |
| Vanadium     | ppm    | ASTM D5185m |      | <b>0</b>     | 0    | 0     |
| White Metal  | scalar | *Visual     | NONE | <b>NONE</b>  | NONE | MODER |
| Yellow Metal | scalar | *Visual     | NONE | <b>NONE</b>  | NONE | NONE  |

## CONTAMINATION

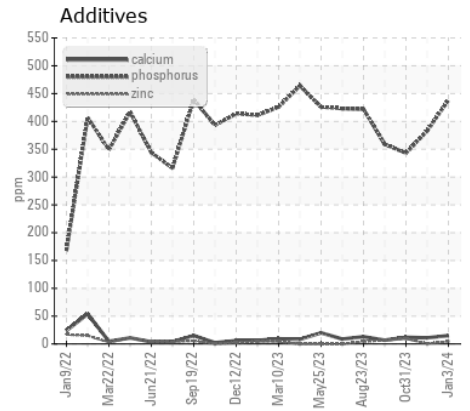
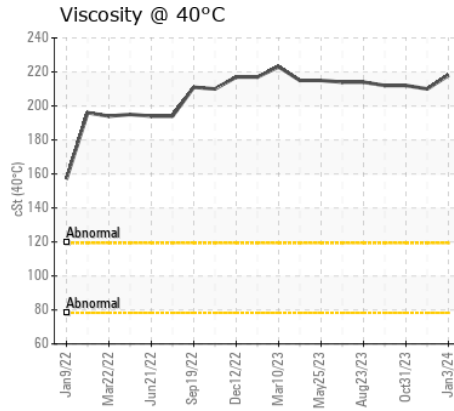
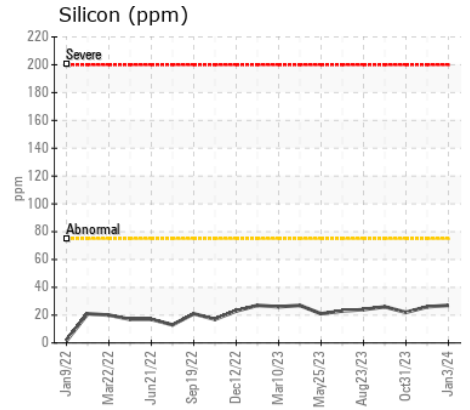
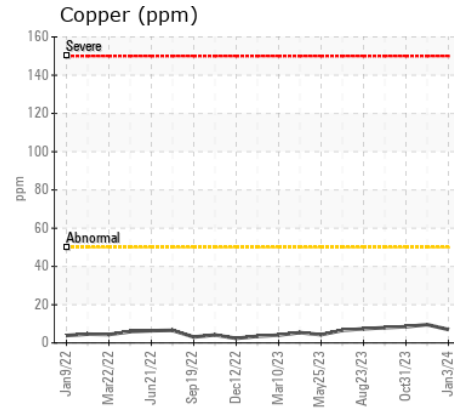
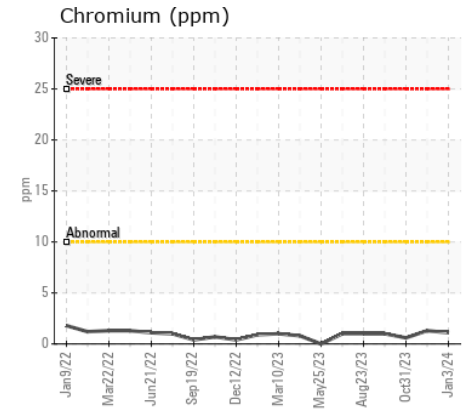
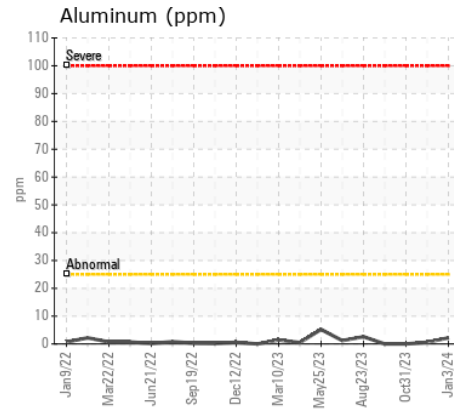
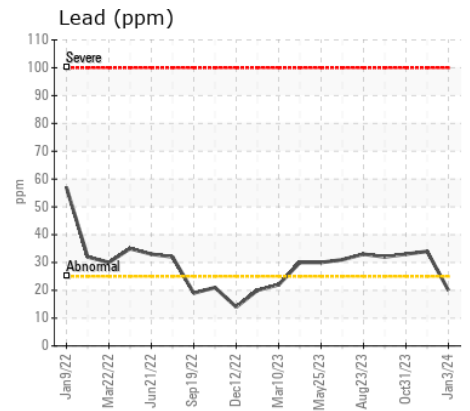
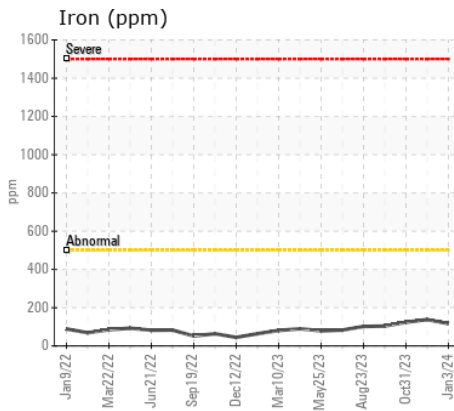
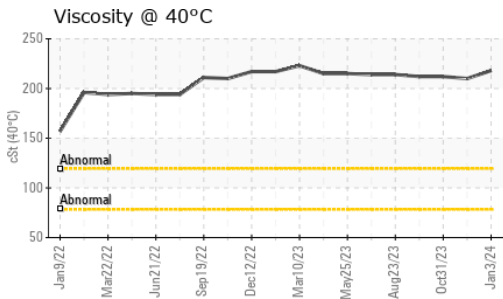
There is no indication of any contamination in the oil.

|                  |        |             |       |              |       |       |
|------------------|--------|-------------|-------|--------------|-------|-------|
| Silicon          | ppm    | ASTM D5185m | >75   | <b>27</b>    | 26    | 22    |
| Potassium        | ppm    | ASTM D5185m | >20   | <b>1</b>     | 1     | 1     |
| Water            |        | WC Method   | >0.2  | <b>NEG</b>   | NEG   | NEG   |
| Silt             | scalar | *Visual     | NONE  | <b>NONE</b>  | NONE  | NONE  |
| Debris           | scalar | *Visual     | NONE  | <b>NONE</b>  | NONE  | NONE  |
| Sand/Dirt        | scalar | *Visual     | NONE  | <b>NONE</b>  | NONE  | NONE  |
| Appearance       | scalar | *Visual     | NORML | <b>NORML</b> | NORML | NORML |
| Odor             | scalar | *Visual     | NORML | <b>NORML</b> | NORML | NORML |
| Emulsified Water | scalar | *Visual     | >0.2  | <b>NEG</b>   | NEG   | NEG   |

## FLUID CONDITION

The condition of the oil is acceptable for the time in service.

|             |     |             |  |              |      |      |
|-------------|-----|-------------|--|--------------|------|------|
| Sodium      | ppm | ASTM D5185m |  | <b>0</b>     | 1    | 0    |
| Boron       | ppm | ASTM D5185m |  | <b>4</b>     | <1   | 0    |
| Barium      | ppm | ASTM D5185m |  | <b>8</b>     | 0    | 0    |
| Molybdenum  | ppm | ASTM D5185m |  | <b>&lt;1</b> | 0    | 0    |
| Manganese   | ppm | ASTM D5185m |  | <b>2</b>     | 2    | 1    |
| Magnesium   | ppm | ASTM D5185m |  | <b>&lt;1</b> | 2    | <1   |
| Calcium     | ppm | ASTM D5185m |  | <b>15</b>    | 11   | 12   |
| Phosphorus  | ppm | ASTM D5185m |  | <b>438</b>   | 383  | 343  |
| Zinc        | ppm | ASTM D5185m |  | <b>4</b>     | <1   | 9    |
| Sulfur      | ppm | ASTM D5185m |  | <b>3412</b>  | 2323 | 2162 |
| Visc @ 40°C | cSt | ASTM D445   |  | <b>218</b>   | 210  | 212  |



Certificate L2367

**Laboratory** : WearCheck USA - 501 Madison Ave., Cary, NC 27513  
**Sample No.** : VCP435642 **Received** : 08 Jan 2024  
**Lab Number** : 06054343 **Diagnosed** : 10 Jan 2024  
**Unique Number** : 10820292 **Diagnostician** : Jonathan Hester  
**Test Package** : MOB 1

**SAIIA CONSTRUCTION LLC**  
 4400 LEWISBURG RD  
 BIRMINGHAM, AL  
 US 35207  
 Contact: STEPHANI BRITTON  
 sbritton@saiia.com; doug.bogart@wearcheck.com  
 T: (205)943-2268  
 F: (205)943-2269

To discuss this sample report, contact Customer Service at 1-800-237-1369.

\* - Denotes test methods that are outside of the ISO 17025 scope of accreditation.

Statements of conformity to specifications are based on the simple acceptance decision rule (JCGM 106:2012)