



# WEAR CHECK

## OIL ANALYSIS REPORT

WEAR	<b>ABNORMAL</b>
CONTAMINATION	<b>NORMAL</b>
FLUID CONDITION	<b>NORMAL</b>

Area  
**5C07**  
Machine Id  
**PETERBILT 398 BTK9931 (S/N 6511458726)**  
Component  
**Transmission (Auto)**  
Fluid  
**DEXRON III (20 QTS)**

### RECOMMENDATION

We suspect abnormal metal contamination may be due to sampling method. No corrective action is recommended at this time. Resample at the next service interval to monitor.

Test	UOM	Method	Limit/Abn	Current	History1	History2
Sample Number		Client Info		<b>ARI0007481</b>	ARI0006865	ARI0005251
Sample Date		Client Info		<b>28 Dec 2023</b>	27 Jul 2023	18 Jan 2022
Machine Age	hrs	Client Info		<b>52092</b>	48424	54257
Oil Age	hrs	Client Info		<b>0</b>	0	0
Filter Age	hrs	Client Info		<b>0</b>	0	0
Oil Changed		Client Info		<b>N/A</b>	N/A	N/A
Filter Changed		Client Info		<b>N/A</b>	N/A	N/A
Sample Status				<b>ABNORMAL</b>	NORMAL	ABNORMAL

### WEAR

Moderate concentration of visible metal present. All component wear rates are normal.

Iron	ppm	ASTM D5185m	>325	<b>124</b>	118	96
Chromium	ppm	ASTM D5185m	>2	<b>&lt;1</b>	<1	<1
Nickel	ppm	ASTM D5185m	>2	<b>2</b>	1	0
Titanium	ppm	ASTM D5185m	>3	<b>&lt;1</b>	0	0
Silver	ppm	ASTM D5185m	>5	<b>0</b>	0	0
Aluminum	ppm	ASTM D5185m	>75	<b>23</b>	26	23
Lead	ppm	ASTM D5185m	>40	<b>6</b>	4	2
Copper	ppm	ASTM D5185m	>50	<b>9</b>	7	7
Tin	ppm	ASTM D5185m	>10	<b>2</b>	2	<1
Vanadium	ppm	ASTM D5185m		<b>0</b>	0	0
White Metal	scalar	*Visual	NONE	<b>▲ MODER</b>	NONE	<b>▲ MODER</b>
Yellow Metal	scalar	*Visual	NONE	<b>NONE</b>	NONE	NONE

### CONTAMINATION

There is no indication of any contamination in the component.

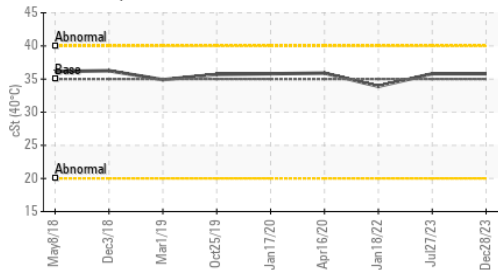
Silicon	ppm	ASTM D5185m	>20	<b>9</b>	8	7
Potassium	ppm	ASTM D5185m	>20	<b>5</b>	4	2
Water		WC Method	>0.1	<b>NEG</b>	NEG	NEG
Silt	scalar	*Visual	NONE	<b>NONE</b>	NONE	NONE
Debris	scalar	*Visual	NONE	<b>NONE</b>	NONE	NONE
Sand/Dirt	scalar	*Visual	NONE	<b>NONE</b>	NONE	NONE
Appearance	scalar	*Visual	NORML	<b>NORML</b>	NORML	NORML
Odor	scalar	*Visual	NORML	<b>NORML</b>	NORML	NORML
Emulsified Water	scalar	*Visual	>0.1	<b>NEG</b>	NEG	NEG

### FLUID CONDITION

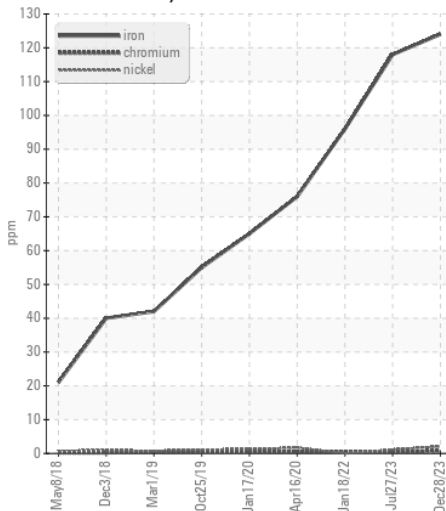
The condition of the oil is acceptable for the time in service.

Sodium	ppm	ASTM D5185m		<b>7</b>	8	6
Boron	ppm	ASTM D5185m		<b>109</b>	107	113
Barium	ppm	ASTM D5185m		<b>0</b>	0	0
Molybdenum	ppm	ASTM D5185m		<b>2</b>	<1	<1
Manganese	ppm	ASTM D5185m		<b>3</b>	3	2
Magnesium	ppm	ASTM D5185m		<b>&lt;1</b>	1	0
Calcium	ppm	ASTM D5185m		<b>42</b>	44	41
Phosphorus	ppm	ASTM D5185m		<b>316</b>	289	295
Zinc	ppm	ASTM D5185m		<b>0</b>	5	2
Sulfur	ppm	ASTM D5185m		<b>1129</b>	1297	789
Visc @ 40°C	cSt	ASTM D445	35.0	<b>35.8</b>	35.8	33.9

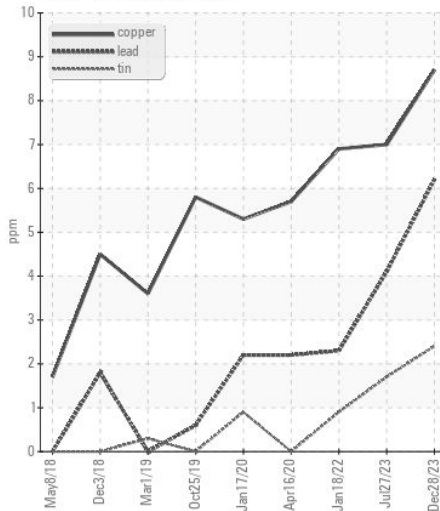
Viscosity @ 40°C



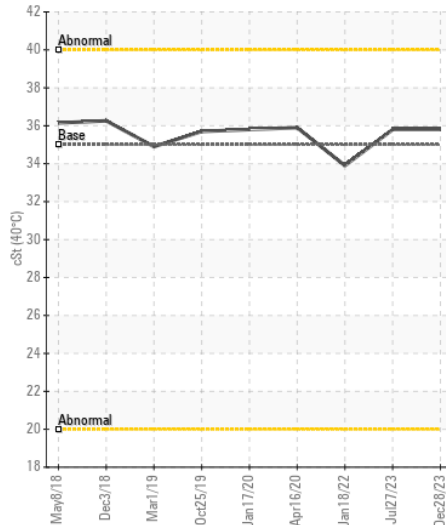
Ferrous Alloys



Non-ferrous Metals



Viscosity @ 40°C



Certificate L2367

**Laboratory** : WearCheck USA - 501 Madison Ave., Cary, NC 27513  
**Sample No.** : ARI0007481 **Received** : 08 Jan 2024  
**Lab Number** : 06054414 **Diagnosed** : 10 Jan 2024  
**Unique Number** : 10820363 **Diagnostician** : Jonathan Hester  
**Test Package** : CONST

**INSITUFORM TECHNOLOGIES, INC**  
 709 EAST ORDANANCE ROAD SUITE 501  
 BALTIMORE, MD  
 US 21226

Contact: ALBERT FRIEDRICH  
 AFRIEDRICH@INSITUFORM.COM

T: (240)388-1832

F:

To discuss this sample report, contact Customer Service at 1-800-237-1369.

\* - Denotes test methods that are outside of the ISO 17025 scope of accreditation.

Statements of conformity to specifications are based on the simple acceptance decision rule (JCGM 106:2012)