



WEAR	<b>NORMAL</b>
CONTAMINATION	<b>NORMAL</b>
FLUID CONDITION	<b>NORMAL</b>

Machine Id  
**JOHN DEERE 298589**  
 Component  
**Right Planetary**  
 Fluid  
**JOHN DEERE HY-GARD HYD/TRANS (--- GAL)**

### RECOMMENDATION

Resample at the next service interval to monitor.

Test	UOM	Method	Limit/Abn	Current	History1	History2
Sample Number		Client Info		<b>JR0199197</b>	JR0132864	JR0101577
Sample Date		Client Info		<b>05 Jan 2024</b>	27 Jun 2022	21 Sep 2021
Machine Age	hrs	Client Info		<b>5951</b>	4398	3777
Oil Age	hrs	Client Info		<b>1553</b>	4398	0
Filter Age	hrs	Client Info		<b>0</b>	0	0
Oil Changed		Client Info		<b>Changed</b>	Changed	Not Changd
Filter Changed		Client Info		<b>None</b>	None	N/A
Sample Status				<b>NORMAL</b>	NORMAL	NORMAL

### WEAR

All component wear rates are normal.

PQ		ASTM D8184		<b>56</b>	34	50
Iron	ppm	ASTM D5185m	>500	<b>73</b>	55	38
Chromium	ppm	ASTM D5185m	>10	<b>&lt;1</b>	1	<1
Nickel	ppm	ASTM D5185m	>10	<b>0</b>	0	0
Titanium	ppm	ASTM D5185m		<b>&lt;1</b>	<1	<1
Silver	ppm	ASTM D5185m		<b>0</b>	<1	<1
Aluminum	ppm	ASTM D5185m	>25	<b>1</b>	3	2
Lead	ppm	ASTM D5185m	>25	<b>0</b>	<1	<1
Copper	ppm	ASTM D5185m	>75	<b>0</b>	<1	0
Tin	ppm	ASTM D5185m	>10	<b>&lt;1</b>	<1	<1
Vanadium	ppm	ASTM D5185m		<b>0</b>	0	0
White Metal	scalar	*Visual	NONE	<b>NONE</b>	NONE	LIGHT
Yellow Metal	scalar	*Visual	NONE	<b>NONE</b>	NONE	NONE

### CONTAMINATION

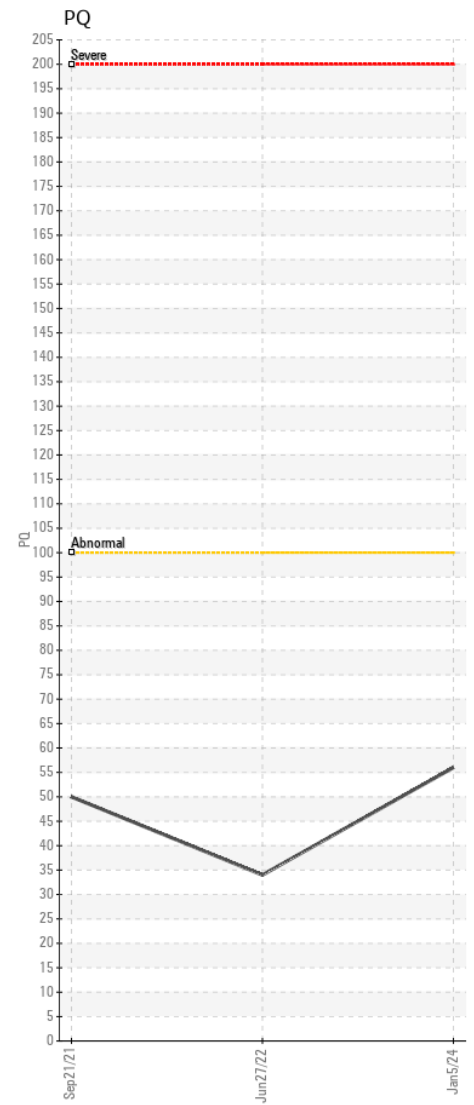
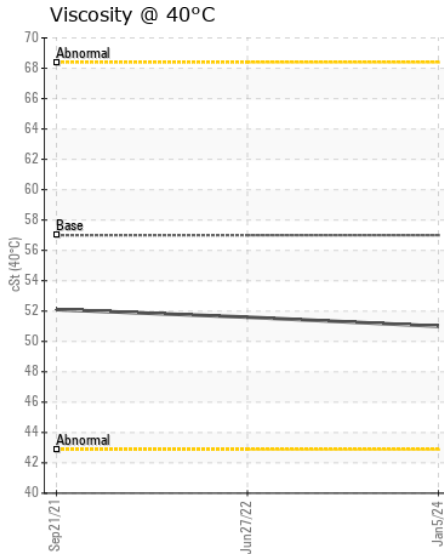
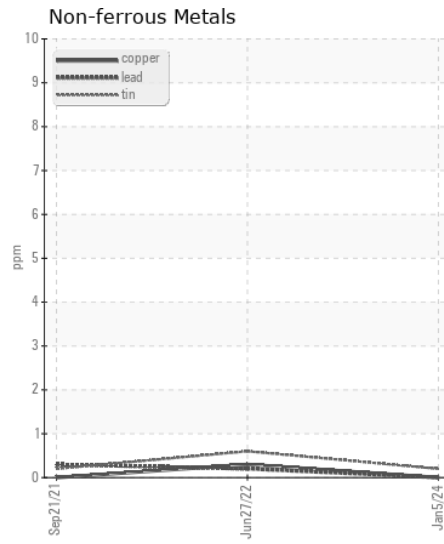
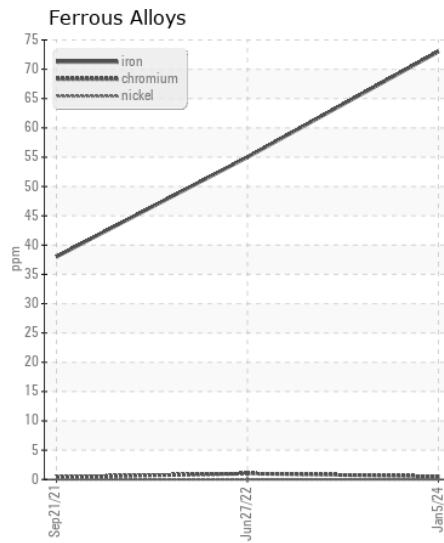
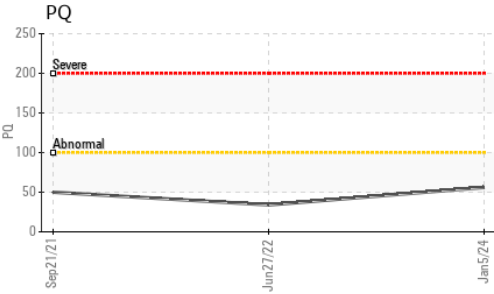
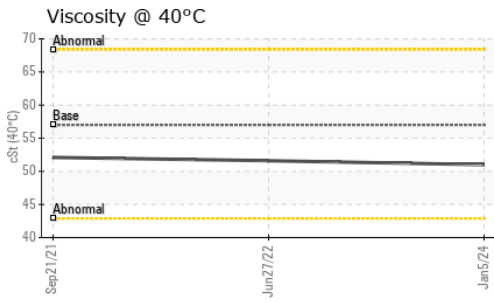
There is no indication of any contamination in the oil.

Silicon	ppm	ASTM D5185m	>75	<b>8</b>	12	6
Potassium	ppm	ASTM D5185m	>20	<b>2</b>	0	<1
Water		WC Method	>0.2	<b>NEG</b>	NEG	NEG
Silt	scalar	*Visual	NONE	<b>NONE</b>	NONE	NONE
Debris	scalar	*Visual	NONE	<b>NONE</b>	NONE	NONE
Sand/Dirt	scalar	*Visual	NONE	<b>NONE</b>	NONE	NONE
Appearance	scalar	*Visual	NORML	<b>NORML</b>	NORML	NORML
Odor	scalar	*Visual	NORML	<b>NORML</b>	NORML	NORML
Emulsified Water	scalar	*Visual	>0.2	<b>NEG</b>	NEG	NEG

### FLUID CONDITION

The condition of the oil is acceptable for the time in service.

Sodium	ppm	ASTM D5185m		<b>2</b>	1	2
Boron	ppm	ASTM D5185m	6	<b>3</b>	7	6
Barium	ppm	ASTM D5185m	0	<b>0</b>	0	0
Molybdenum	ppm	ASTM D5185m	0	<b>0</b>	<1	<1
Manganese	ppm	ASTM D5185m		<b>1</b>	1	<1
Magnesium	ppm	ASTM D5185m	145	<b>108</b>	108	107
Calcium	ppm	ASTM D5185m	3570	<b>3433</b>	3643	3577
Phosphorus	ppm	ASTM D5185m	1290	<b>1088</b>	994	1008
Zinc	ppm	ASTM D5185m	1640	<b>1217</b>	1235	1204
Sulfur	ppm	ASTM D5185m		<b>3659</b>	4240	3021
Visc @ 40°C	cSt	ASTM D445	57.0	<b>51.0</b>	51.6	52.1



Certificate L2367

**Laboratory** : WearCheck USA - 501 Madison Ave., Cary, NC 27513  
**Sample No.** : JR0199197 **Received** : 09 Jan 2024  
**Lab Number** : 06056039 **Diagnosed** : 10 Jan 2024  
**Unique Number** : 10821988 **Diagnostician** : Wes Davis  
**Test Package** : CONST ( Additional Tests: PQ )

**JRE - MANASSAS PARK**  
 9107 OWENS DRIVE  
 MANASSAS PARK, VA  
 US 20111  
 Contact: DON VEST  
 dvest@jamesriverequipment.com  
 T: (703)631-8500  
 F: (703)631-4715

To discuss this sample report, contact Customer Service at 1-800-237-1369.

\* - Denotes test methods that are outside of the ISO 17025 scope of accreditation.

Statements of conformity to specifications are based on the simple acceptance decision rule (JCGM 106:2012)