



OIL ANALYSIS REPORT

WEAR	NORMAL
CONTAMINATION	NORMAL
FLUID CONDITION	NORMAL

Machine Id
JOHN DEERE 350G 1FF350GXLMF815176

Component
Right Final Drive

Fluid
JOHN DEERE GL-5 80W90 (--- QTS)

RECOMMENDATION

Resample at the next service interval to monitor.

Test	UOM	Method	Limit/Abn	Current	History1	History2
Sample Number		Client Info		JR0192807	JR0173159	JR0162869
Sample Date		Client Info		22 Dec 2023	03 May 2023	16 Feb 2023
Machine Age	hrs	Client Info		4146	3731	3435
Oil Age	hrs	Client Info		2384	0	2396
Filter Age	hrs	Client Info		0	0	0
Oil Changed		Client Info		Changed	Not Changd	Not Changd
Filter Changed		Client Info		N/A	Not Changd	None
Sample Status				NORMAL	NORMAL	NORMAL

WEAR

All component wear rates are normal.

PQ		ASTM D8184	>1250	215	235	204
Iron	ppm	ASTM D5185m	>750	467	479	462
Chromium	ppm	ASTM D5185m	>9	5	6	6
Nickel	ppm	ASTM D5185m	>10	0	0	1
Titanium	ppm	ASTM D5185m		<1	1	1
Silver	ppm	ASTM D5185m		0	0	0
Aluminum	ppm	ASTM D5185m	>40	12	11	11
Lead	ppm	ASTM D5185m	>15	0	0	0
Copper	ppm	ASTM D5185m	>40	<1	0	<1
Tin	ppm	ASTM D5185m	>10	0	0	<1
Vanadium	ppm	ASTM D5185m		0	0	0
White Metal	scalar	*Visual	NONE	NONE	MODER	LIGHT
Yellow Metal	scalar	*Visual	NONE	NONE	NONE	NONE

CONTAMINATION

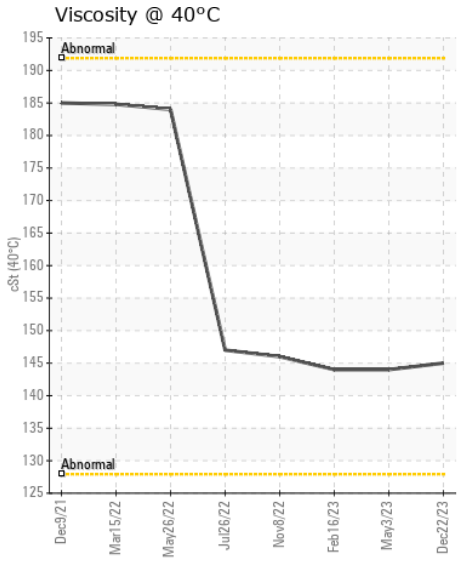
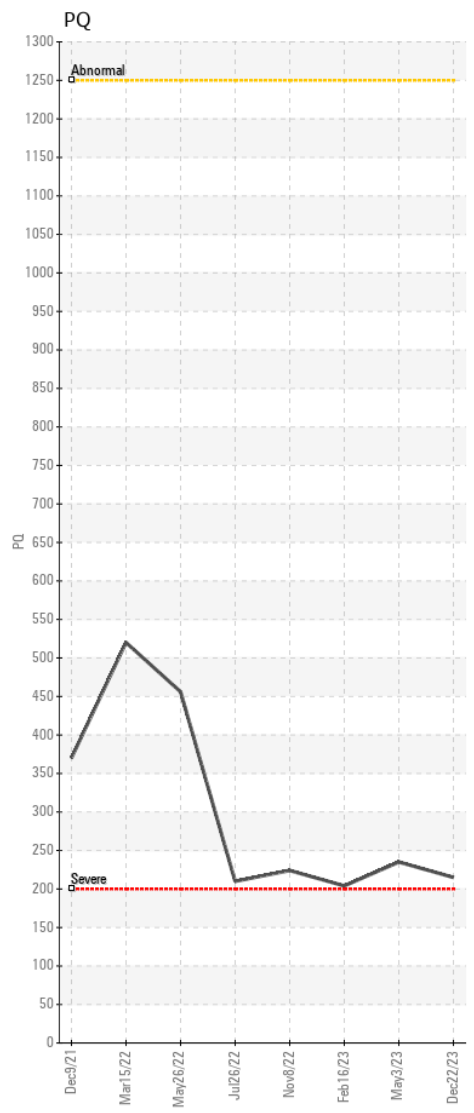
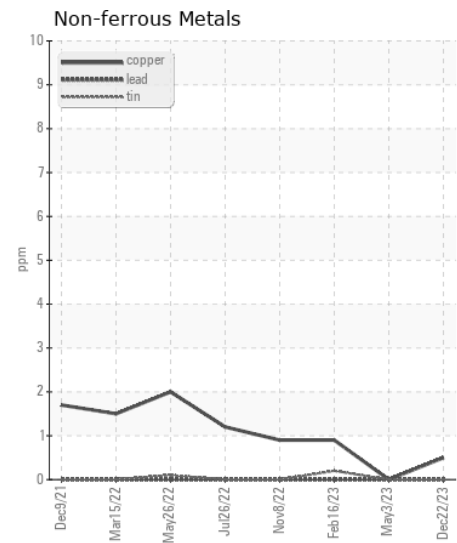
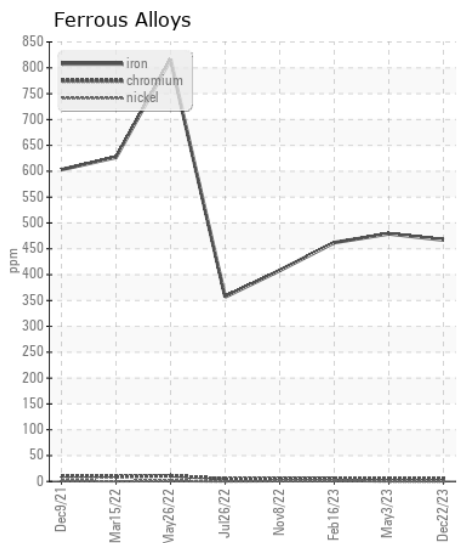
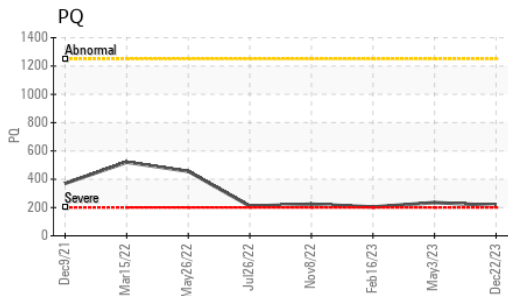
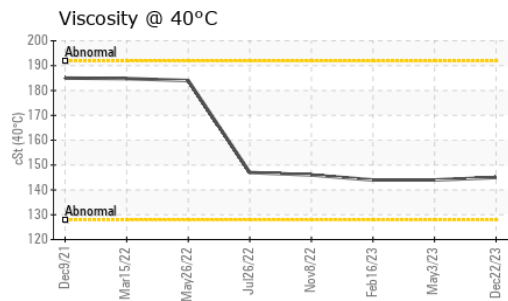
There is no indication of any contamination in the fluid.

Silicon	ppm	ASTM D5185m	>75	52	49	47
Potassium	ppm	ASTM D5185m	>20	2	<1	2
Water		WC Method	>0.075	NEG	NEG	NEG
Silt	scalar	*Visual	NONE	MODER	NONE	NONE
Debris	scalar	*Visual	NONE	NONE	NONE	LIGHT
Sand/Dirt	scalar	*Visual	NONE	NONE	NONE	NONE
Appearance	scalar	*Visual	NORML	NORML	NORML	NORML
Odor	scalar	*Visual	NORML	NORML	NORML	NORML
Emulsified Water	scalar	*Visual	>0.075	NEG	NEG	NEG

FLUID CONDITION

The condition of the fluid is acceptable for the time in service.

Sodium	ppm	ASTM D5185m	>51	1	<1	1
Boron	ppm	ASTM D5185m		10	10	9
Barium	ppm	ASTM D5185m		0	0	<1
Molybdenum	ppm	ASTM D5185m		<1	1	2
Manganese	ppm	ASTM D5185m		5	6	6
Magnesium	ppm	ASTM D5185m		3	3	5
Calcium	ppm	ASTM D5185m		13	25	25
Phosphorus	ppm	ASTM D5185m		333	296	332
Zinc	ppm	ASTM D5185m		18	17	28
Sulfur	ppm	ASTM D5185m		16566	16401	18268
Visc @ 40°C	cSt	ASTM D445		145	144	144



Laboratory : WearCheck USA - 501 Madison Ave., Cary, NC 27513
Sample No. : JR0192807 **Received** : 10 Jan 2024
Lab Number : 06056926 **Diagnosed** : 11 Jan 2024
Unique Number : 10822875 **Diagnostician** : Don Baldrige
Test Package : CONST (Additional Tests: PQ)

B & S SITE DEVELOPMENT
 7800 PINEY BRANCH LANE
 BRISTOW, VA
 US 20136
 Contact: DANNY HUFF
 dhuff@bandssite.com
 T: (540)270-3203
 F: (703)753-0605

Certificate L2367
 To discuss this sample report, contact Customer Service at 1-800-237-1369.
 * - Denotes test methods that are outside of the ISO 17025 scope of accreditation.
 Statements of conformity to specifications are based on the simple acceptance decision rule (JCGM 106:2012)