



# OIL ANALYSIS REPORT

WEAR	<b>NORMAL</b>
CONTAMINATION	<b>NORMAL</b>
FLUID CONDITION	<b>NORMAL</b>

Machine Id  
**934**  
Component  
**Hydraulic System**  
Fluid  
**AW HYDRAULIC OIL ISO 46 (--- GAL)**

## RECOMMENDATION

Resample at the next service interval to monitor.

Test	UOM	Method	Limit/Abn	Current	History1	History2
Sample Number		Client Info		<b>DC0032838</b>	DC0026230	DC0017606
Sample Date		Client Info		<b>26 Dec 2023</b>	20 Dec 2022	08 Feb 2022
Machine Age	mls	Client Info		<b>213965</b>	107037	88698
Oil Age	mls	Client Info		<b>0</b>	15000	15000
Filter Age	mls	Client Info		<b>0</b>	0	0
Oil Changed		Client Info		<b>N/A</b>	Not Changd	N/A
Filter Changed		Client Info		<b>N/A</b>	N/A	N/A
Sample Status				<b>NORMAL</b>	MARGINAL	NORMAL

## WEAR

All component wear rates are normal.

Iron	ppm	ASTM D5185m	>20	<b>15</b>	13	11
Chromium	ppm	ASTM D5185m	>10	<b>&lt;1</b>	<1	<1
Nickel	ppm	ASTM D5185m	>10	<b>0</b>	0	<1
Titanium	ppm	ASTM D5185m		<b>0</b>	<1	<1
Silver	ppm	ASTM D5185m		<b>0</b>	0	<1
Aluminum	ppm	ASTM D5185m	>10	<b>2</b>	1	2
Lead	ppm	ASTM D5185m	>10	<b>0</b>	0	1
Copper	ppm	ASTM D5185m	>75	<b>&lt;1</b>	<1	<1
Tin	ppm	ASTM D5185m	>10	<b>0</b>	0	<1
Vanadium	ppm	ASTM D5185m		<b>0</b>	0	0
White Metal	scalar	*Visual	NONE	<b>NONE</b>	NONE	NONE
Yellow Metal	scalar	*Visual	NONE	<b>NONE</b>	NONE	NONE

## CONTAMINATION

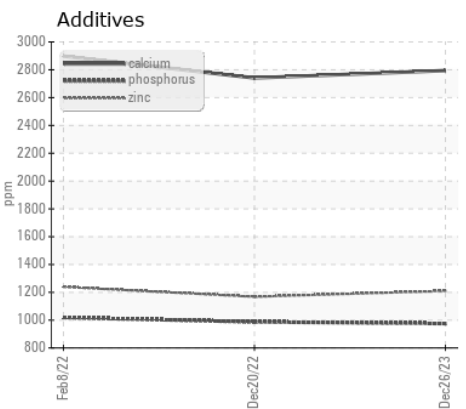
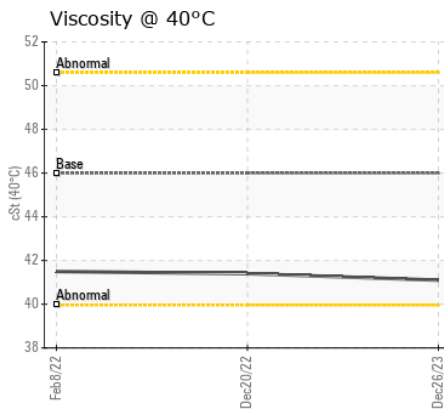
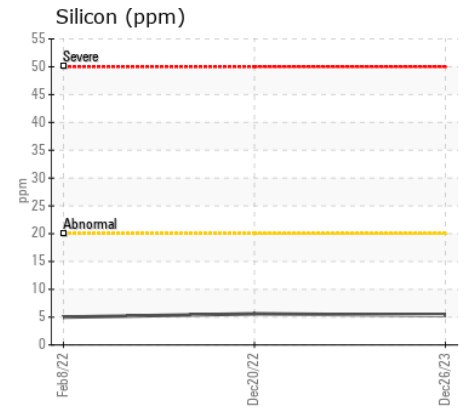
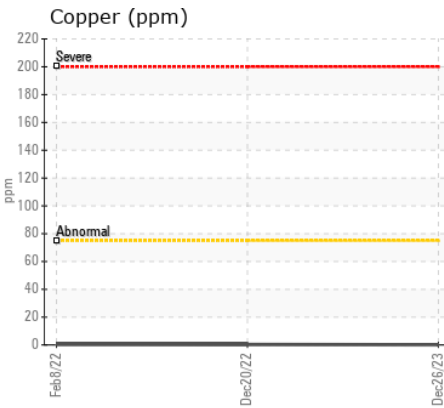
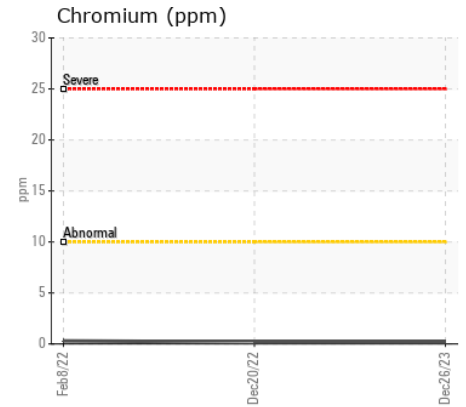
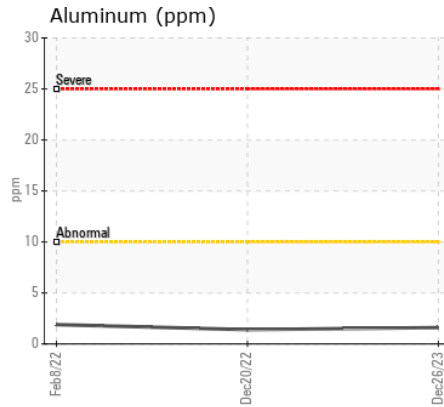
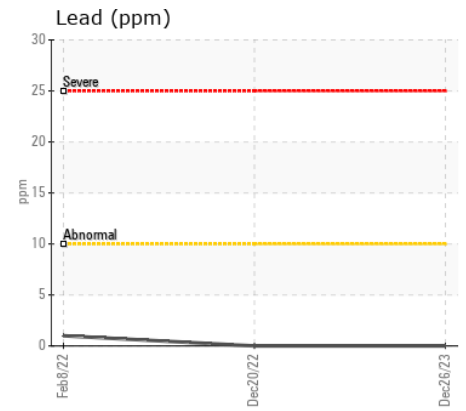
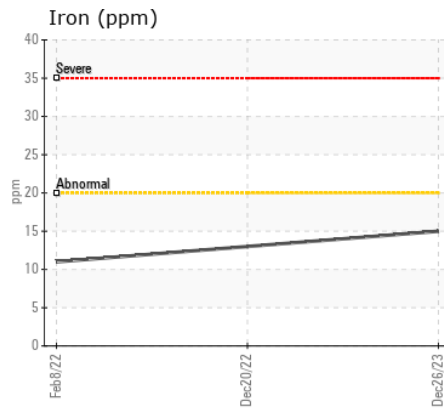
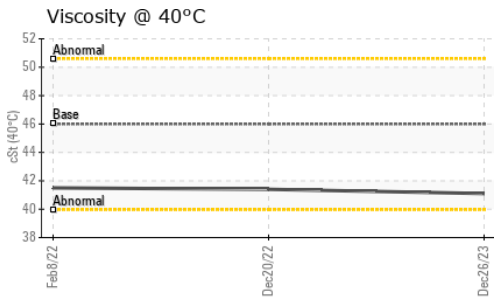
There is no indication of any contamination in the fluid.

Silicon	ppm	ASTM D5185m	>20	<b>5</b>	6	5
Potassium	ppm	ASTM D5185m	>20	<b>2</b>	2	1
Water		WC Method	>0.1	<b>NEG</b>	NEG	NEG
Silt	scalar	*Visual	NONE	<b>NONE</b>	NONE	NONE
Debris	scalar	*Visual	NONE	<b>NONE</b>	NONE	NONE
Sand/Dirt	scalar	*Visual	NONE	<b>NONE</b>	NONE	NONE
Appearance	scalar	*Visual	NORML	<b>NORML</b>	NORML	NORML
Odor	scalar	*Visual	NORML	<b>NORML</b>	NORML	NORML
Emulsified Water	scalar	*Visual	>0.1	<b>NEG</b>	0.2%	NEG

## FLUID CONDITION

The condition of the fluid is acceptable for the time in service.

Sodium	ppm	ASTM D5185m		<b>0</b>	<1	2
Boron	ppm	ASTM D5185m	5	<b>2</b>	7	10
Barium	ppm	ASTM D5185m	5	<b>0</b>	1	0
Molybdenum	ppm	ASTM D5185m	5	<b>3</b>	4	4
Manganese	ppm	ASTM D5185m		<b>0</b>	<1	<1
Magnesium	ppm	ASTM D5185m	25	<b>50</b>	46	54
Calcium	ppm	ASTM D5185m	200	<b>2794</b>	2741	2898
Phosphorus	ppm	ASTM D5185m	300	<b>975</b>	987	1019
Zinc	ppm	ASTM D5185m	370	<b>1210</b>	1168	1239
Sulfur	ppm	ASTM D5185m	2500	<b>7482</b>	6956	6446
Visc @ 40°C	cSt	ASTM D445	46	<b>41.1</b>	41.4	41.5



Certificate L2367

**Laboratory** : WearCheck USA - 501 Madison Ave., Cary, NC 27513  
**Sample No.** : DC0032838 **Received** : 10 Jan 2024  
**Lab Number** : 06057084 **Diagnosed** : 11 Jan 2024  
**Unique Number** : 10823033 **Diagnostician** : Doug Bogart  
**Test Package** : MOB 1

**FRANCIS O DAY**  
 14900 SOUTHLAWN LN  
 ROCKVILLE, MD  
 US 20850  
 Contact: JAMIE FORESTER

To discuss this sample report, contact Customer Service at 1-800-237-1369.

\* - Denotes test methods that are outside of the ISO 17025 scope of accreditation.

Statements of conformity to specifications are based on the simple acceptance decision rule (JCGM 106:2012)

T:  
F: