



OIL ANALYSIS REPORT

WEAR	NORMAL
CONTAMINATION	NORMAL
FLUID CONDITION	ATTENTION

Machine Id
859-1877
 Component
Diesel Engine
 Fluid
MOBIL DELVAC 1300 SUPER15W40 (--- GAL)

RECOMMENDATION

No corrective action is recommended at this time. Resample at the next service interval to monitor.

Test	UOM	Method	Limit/Abn	Current	History1	History2
Sample Number		Client Info		RPL0017299	RPL0013179	RPL0009430
Sample Date		Client Info		27 Dec 2023	01 Sep 2023	17 May 2023
Machine Age	mls	Client Info		119903	119903	0
Oil Age	mls	Client Info		0	0	0
Filter Age	mls	Client Info		0	0	0
Oil Changed		Client Info		Not Chngd	Not Chngd	N/A
Filter Changed		Client Info		Changed	Changed	N/A
Sample Status				ATTENTION	ATTENTION	NORMAL

WEAR

All component wear rates are normal.

Iron	ppm	ASTM D5185m	>100	65	45	65
Chromium	ppm	ASTM D5185m	>20	4	5	2
Nickel	ppm	ASTM D5185m	>4	<1	<1	1
Titanium	ppm	ASTM D5185m		<1	<1	<1
Silver	ppm	ASTM D5185m	>3	0	0	0
Aluminum	ppm	ASTM D5185m	>20	12	9	7
Lead	ppm	ASTM D5185m	>40	<1	<1	1
Copper	ppm	ASTM D5185m	>330	16	11	22
Tin	ppm	ASTM D5185m	>15	0	<1	<1
Vanadium	ppm	ASTM D5185m		0	<1	<1
White Metal	scalar	*Visual	NONE	NONE	NONE	NONE
Yellow Metal	scalar	*Visual	NONE	NONE	NONE	NONE

CONTAMINATION

There is no indication of any contamination in the oil.

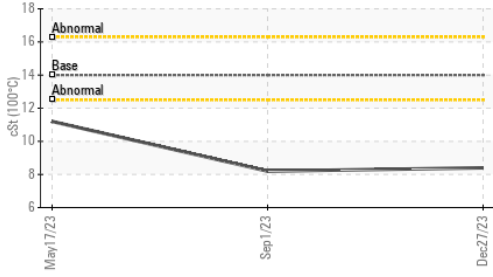
Silicon	ppm	ASTM D5185m	>25	24	22	15
Potassium	ppm	ASTM D5185m	>20	74	76	4
Fuel	%	ASTM D3524	>5	<1.0	1.1	<1.0
Water		WC Method	>0.2	NEG	NEG	NEG
Glycol	%	*ASTM D2982		NEG	0.0	NEG
Soot %	%	*ASTM D7844	>3	0	0.1	0.1
Nitration	Abs/cm	*ASTM D7624	>20	9.4	6.7	14.7
Sulfation	Abs/.1mm	*ASTM D7415	>30	21.5	16.5	34.6
Silt	scalar	*Visual	NONE	NONE	NONE	NONE
Debris	scalar	*Visual	NONE	NONE	NONE	NONE
Sand/Dirt	scalar	*Visual	NONE	NONE	NONE	NONE
Appearance	scalar	*Visual	NORML	NORML	NORML	NORML
Odor	scalar	*Visual	NORML	NORML	NORML	NORML
Emulsified Water	scalar	*Visual	>0.2	NEG	NEG	NEG

FLUID CONDITION

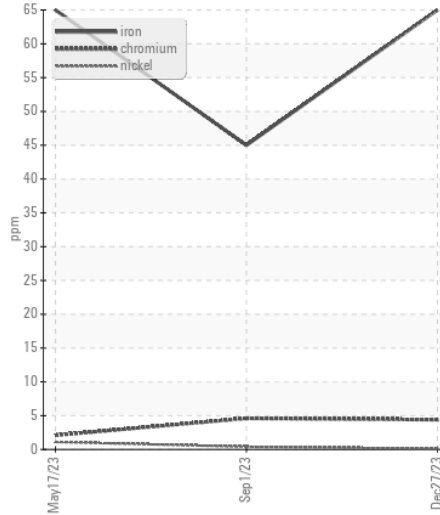
The oil viscosity is lower than normal. The BN result indicates that there is suitable alkalinity remaining in the oil. Confirm oil type.

Sodium	ppm	ASTM D5185m		27	27	14
Boron	ppm	ASTM D5185m	0	29	56	22
Barium	ppm	ASTM D5185m	0	<1	0	0
Molybdenum	ppm	ASTM D5185m	0	147	171	184
Manganese	ppm	ASTM D5185m		1	2	3
Magnesium	ppm	ASTM D5185m	0	425	480	416
Calcium	ppm	ASTM D5185m		1184	1293	1350
Phosphorus	ppm	ASTM D5185m		588	653	686
Zinc	ppm	ASTM D5185m		794	829	838
Sulfur	ppm	ASTM D5185m		1984	2642	2999
Oxidation	Abs/.1mm	*ASTM D7414	>25	11.7	8.7	26.5
Base Number (BN)	mg KOH/g	ASTM D2896	9.4	5.4	6.0	4.0
Visc @ 100°C	cSt	ASTM D445	14	▲ 8.4	▲ 8.2	11.2

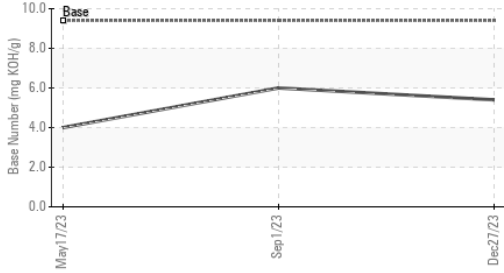
▲ Viscosity @ 100°C



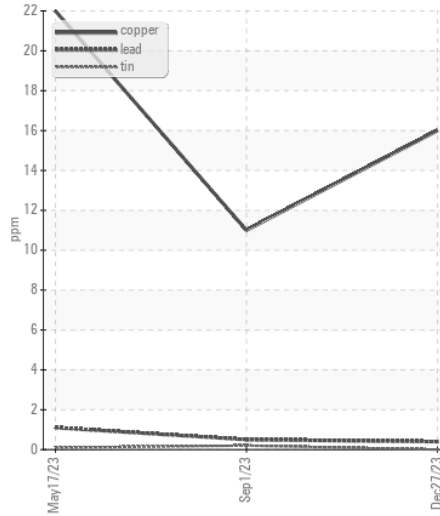
Ferrous Alloys



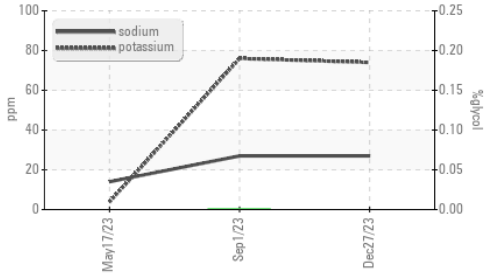
Base Number



Non-ferrous Metals



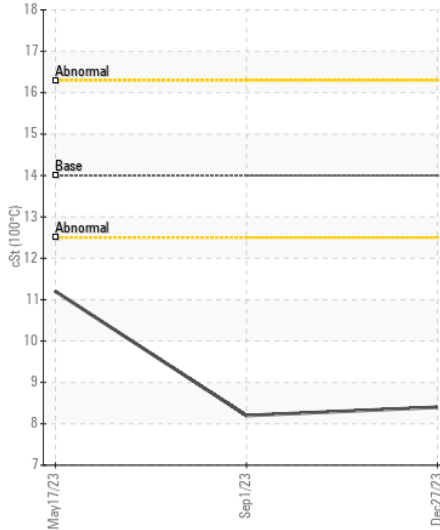
Glycol Contamination



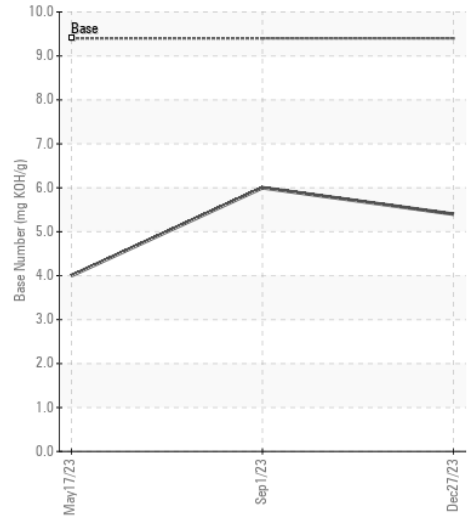
Fuel Dilution



▲ Viscosity @ 100°C



Base Number



Certificate L2367

Laboratory : WearCheck USA - 501 Madison Ave., Cary, NC 27513
Sample No. : RPL0017299 **Received** : 11 Jan 2024
Lab Number : 06057778 **Diagnosed** : 15 Jan 2024
Unique Number : 10829160 **Diagnostician** : Jonathan Hester
Test Package : FLEET (Additional Tests: FuelDilution, Glycol)

RTL PACLEASE - 7051 -Las Vegas
 4150 Arctic Spring Ave
 North Las Vegas, NV
 US 89115
 Contact: Rudy Trevizo
 TrevizoR@RushEnterprises.Com
 T: (702)208-7164
 F:

To discuss this sample report, contact Customer Service at 1-800-237-1369.

* - Denotes test methods that are outside of the ISO 17025 scope of accreditation.

Statements of conformity to specifications are based on the simple acceptance decision rule (JCGM 106:2012)