



WEAR	NORMAL
CONTAMINATION	NORMAL
FLUID CONDITION	NORMAL

Machine Id
810024

Component
Natural Gas Engine

Fluid
PETRO CANADA DURON GEO LD 15W40 (36 QTS)

RECOMMENDATION

Resample at the next service interval to monitor.

Test	UOM	Method	Limit/Abn	Current	History1	History2
Sample Number		Client Info		PCA0101777	PCA0077300	PCA0074691
Sample Date		Client Info		09 Jan 2024	27 Jun 2023	26 Jan 2023
Machine Age	hrs	Client Info		8231	7218	6062
Oil Age	hrs	Client Info		1013	1156	1151
Filter Age	hrs	Client Info		1013	1156	1151
Oil Changed		Client Info		Changed	Changed	Changed
Filter Changed		Client Info		Changed	Changed	Changed
Sample Status				NORMAL	NORMAL	NORMAL

WEAR

All component wear rates are normal.

Iron	ppm	ASTM D5185m	>50	57	40	23
Chromium	ppm	ASTM D5185m	>4	2	2	2
Nickel	ppm	ASTM D5185m	>2	2	2	1
Titanium	ppm	ASTM D5185m		<1	<1	<1
Silver	ppm	ASTM D5185m	>3	0	0	0
Aluminum	ppm	ASTM D5185m	>9	7	8	3
Lead	ppm	ASTM D5185m	>30	<1	4	14
Copper	ppm	ASTM D5185m	>35	<1	1	<1
Tin	ppm	ASTM D5185m	>4	1	<1	2
Vanadium	ppm	ASTM D5185m		<1	<1	0
White Metal	scalar	*Visual	NONE	NONE	NONE	NONE
Yellow Metal	scalar	*Visual	NONE	NONE	NONE	NONE

CONTAMINATION

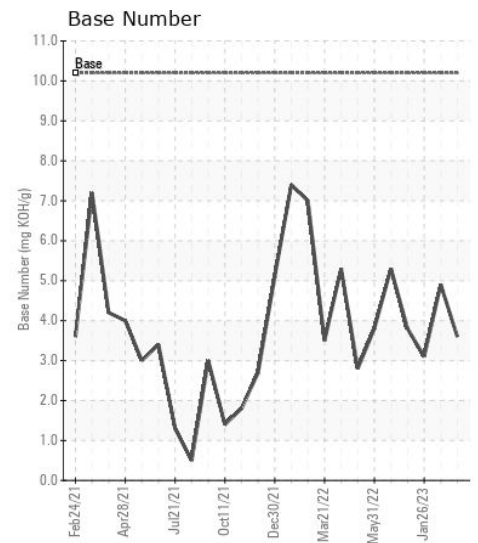
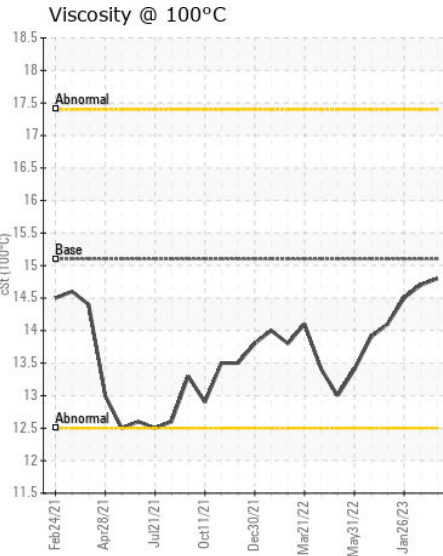
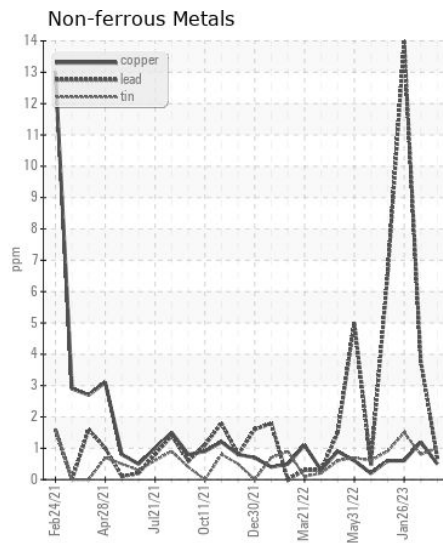
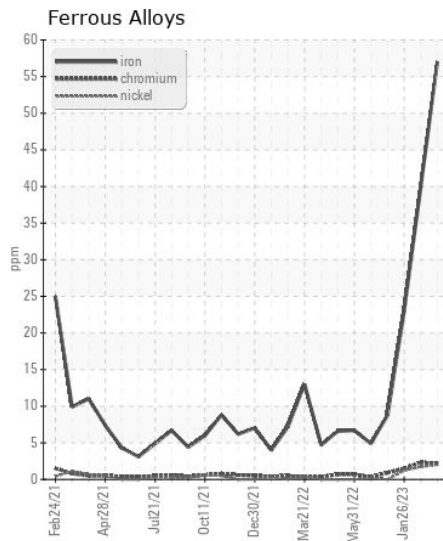
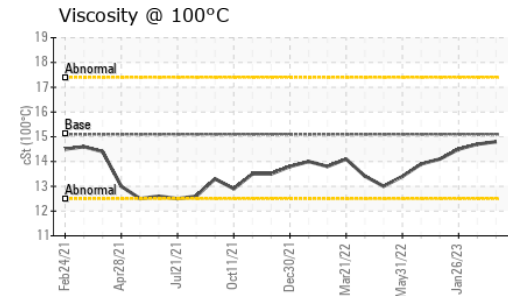
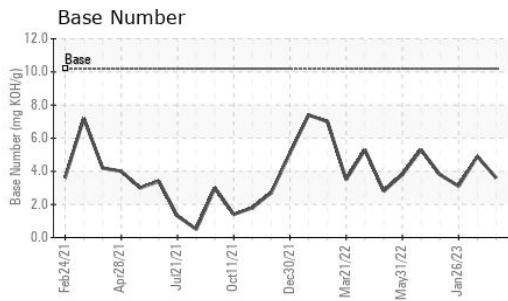
There is no indication of any contamination in the oil.

Silicon	ppm	ASTM D5185m	>+100	17	22	10
Potassium	ppm	ASTM D5185m	>20	0	2	<1
Water		WC Method	>0.1	NEG	NEG	NEG
Soot %	%	*ASTM D7844		0	0.1	0.1
Nitration	Abs/cm	*ASTM D7624	>20	12.2	10.4	11.4
Sulfation	Abs/.1mm	*ASTM D7415	>30	23.4	24.0	25.8
Silt	scalar	*Visual	NONE	NONE	NONE	NONE
Debris	scalar	*Visual	NONE	NONE	NONE	NONE
Sand/Dirt	scalar	*Visual	NONE	NONE	NONE	NONE
Appearance	scalar	*Visual	NORML	NORML	NORML	NORML
Odor	scalar	*Visual	NORML	NORML	NORML	NORML
Emulsified Water	scalar	*Visual	>0.1	NEG	NEG	NEG

FLUID CONDITION

The BN result indicates that there is suitable alkalinity remaining in the oil. The condition of the oil is suitable for further service.

Sodium	ppm	ASTM D5185m		7	8	10
Boron	ppm	ASTM D5185m	50	5	12	6
Barium	ppm	ASTM D5185m	5	0	0	0
Molybdenum	ppm	ASTM D5185m	50	53	58	54
Manganese	ppm	ASTM D5185m	0	2	2	1
Magnesium	ppm	ASTM D5185m	560	542	594	541
Calcium	ppm	ASTM D5185m	1510	1576	1762	1690
Phosphorus	ppm	ASTM D5185m	780	729	795	715
Zinc	ppm	ASTM D5185m	870	992	1031	930
Sulfur	ppm	ASTM D5185m	2040	2369	3068	3187
Oxidation	Abs/.1mm	*ASTM D7414	>25	19.4	20.0	20.4
Base Number (BN)	mg KOH/g	ASTM D2896	10.2	3.6	4.9	3.1
Visc @ 100°C	cSt	ASTM D445	15.1	14.8	14.7	14.5



Certificate L2367

Laboratory : WearCheck USA - 501 Madison Ave., Cary, NC 27513
Sample No. : PCA0101777 **Recieved** : 11 Jan 2024
Lab Number : 06057878 **Diagnosed** : 12 Jan 2024
Unique Number : 10829260 **Diagnostician** : Don Baldrige
Test Package : FLEET

GFL Environmental - 002 - Vance-Granville
 241 Vanco Mill Rd
 Henderson, NC
 US 27537
 Contact: Cameron King
 cameron.king@gflenv.com
 T: (252)438-5333
 F: (252)431-1635

To discuss this sample report, contact Customer Service at 1-800-237-1369.

* - Denotes test methods that are outside of the ISO 17025 scope of accreditation.

Statements of conformity to specifications are based on the simple acceptance decision rule (JCGM 106:2012)