



# OIL ANALYSIS REPORT

WEAR	<b>NORMAL</b>
CONTAMINATION	<b>NORMAL</b>
FLUID CONDITION	<b>NORMAL</b>

Machine Id  
**DRYER**  
Component  
**Gearbox**  
Fluid  
**MOBIL SHC 632 (35 GAL)**

## RECOMMENDATION

Resample at the next service interval to monitor.

Test	UOM	Method	Limit/Abn	Current	History1	History2
Sample Number		Client Info		<b>WC0887435</b>	WC0747962	WC0747984
Sample Date		Client Info		<b>27 Dec 2023</b>	27 Sep 2023	29 Jun 2023
Machine Age	hrs	Client Info		<b>0</b>	55160	11386
Oil Age	hrs	Client Info		<b>0</b>	25000	0
Filter Age	hrs	Client Info		<b>0</b>	0	0
Oil Changed		Client Info		<b>N/A</b>	Not Changd	N/A
Filter Changed		Client Info		<b>N/A</b>	Not Changd	N/A
Sample Status				<b>NORMAL</b>	NORMAL	NORMAL

## WEAR

All component wear rates are normal.

Iron	ppm	ASTM D5185m	>200	<b>35</b>	40	38
Chromium	ppm	ASTM D5185m	>10	<b>0</b>	0	0
Nickel	ppm	ASTM D5185m	>10	<b>0</b>	0	0
Titanium	ppm	ASTM D5185m		<b>0</b>	<1	0
Silver	ppm	ASTM D5185m		<b>0</b>	0	0
Aluminum	ppm	ASTM D5185m	>25	<b>0</b>	<1	<1
Lead	ppm	ASTM D5185m	>50	<b>0</b>	0	0
Copper	ppm	ASTM D5185m	>200	<b>0</b>	0	0
Tin	ppm	ASTM D5185m	>10	<b>0</b>	0	0
Vanadium	ppm	ASTM D5185m		<b>0</b>	0	0
White Metal	scalar	*Visual	NONE	<b>NONE</b>	NONE	NONE
Yellow Metal	scalar	*Visual	NONE	<b>NONE</b>	NONE	NONE

## CONTAMINATION

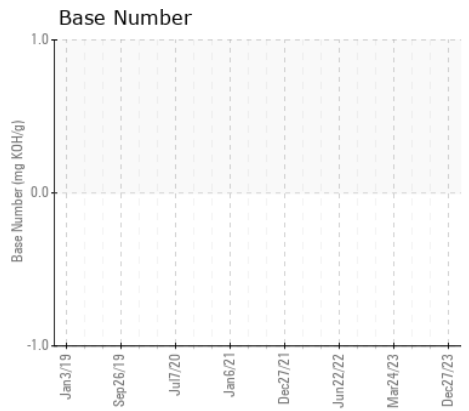
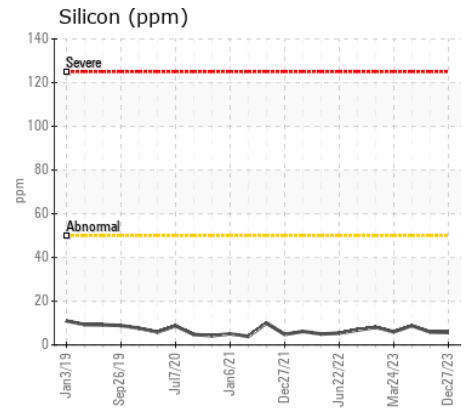
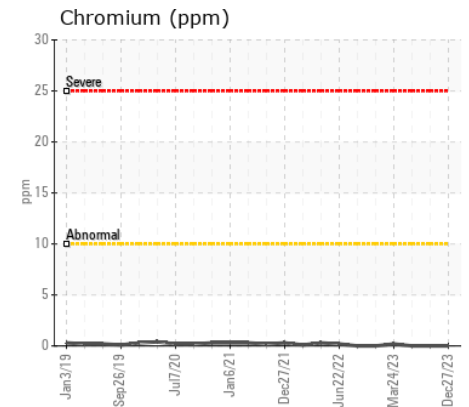
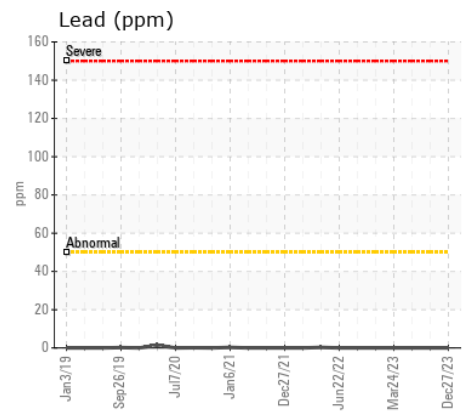
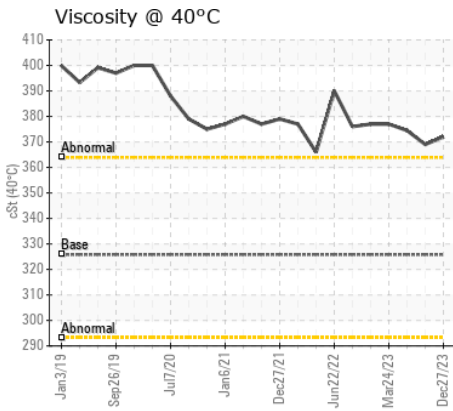
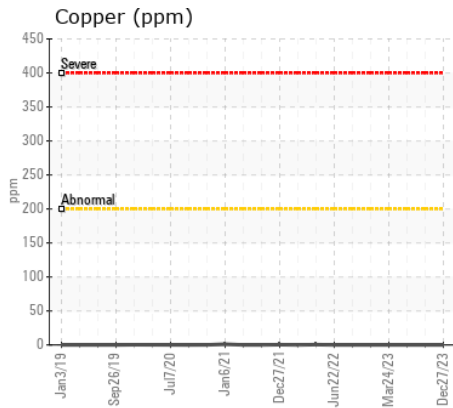
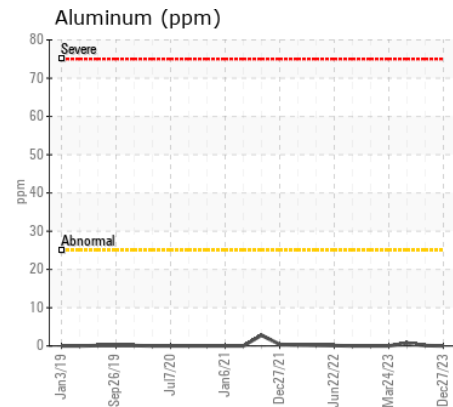
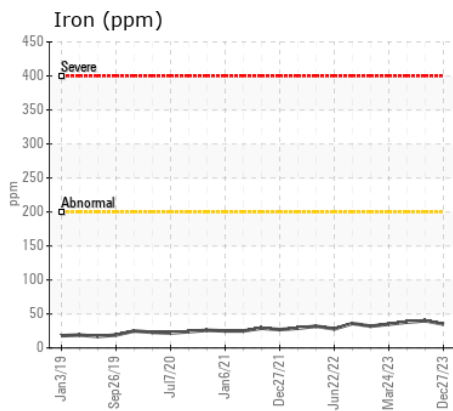
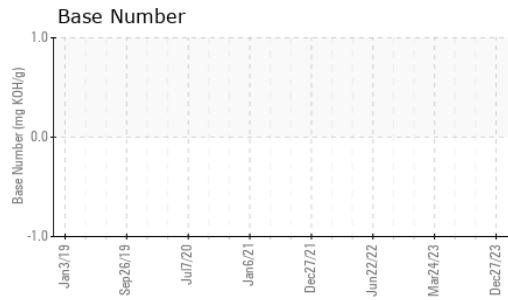
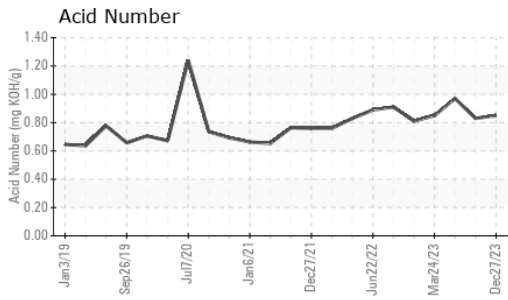
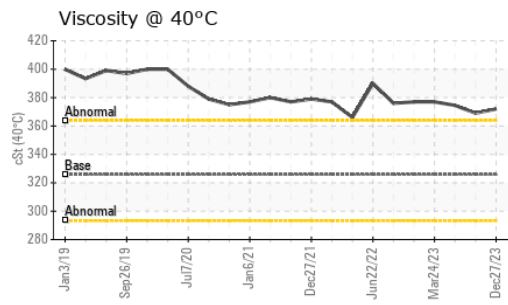
There is no indication of any contamination in the oil.

Silicon	ppm	ASTM D5185m	>50	<b>6</b>	6	9
Potassium	ppm	ASTM D5185m	>20	<b>&lt;1</b>	<1	<1
Water		WC Method	>0.2	<b>NEG</b>	NEG	NEG
Silt	scalar	*Visual	NONE	<b>NONE</b>	NONE	NONE
Debris	scalar	*Visual	NONE	<b>NONE</b>	LIGHT	LIGHT
Sand/Dirt	scalar	*Visual	NONE	<b>NONE</b>	NONE	NONE
Appearance	scalar	*Visual	NORML	<b>NORML</b>	NORML	NORML
Odor	scalar	*Visual	NORML	<b>NORML</b>	NORML	NORML
Emulsified Water	scalar	*Visual	>0.2	<b>NEG</b>	NEG	NEG

## FLUID CONDITION

The AN level is acceptable for this fluid. The condition of the oil is suitable for further service.

Sodium	ppm	ASTM D5185m		<b>2</b>	3	0
Boron	ppm	ASTM D5185m		<b>15</b>	19	16
Barium	ppm	ASTM D5185m		<b>0</b>	0	0
Molybdenum	ppm	ASTM D5185m		<b>0</b>	0	0
Manganese	ppm	ASTM D5185m		<b>0</b>	<1	<1
Magnesium	ppm	ASTM D5185m		<b>4</b>	4	6
Calcium	ppm	ASTM D5185m		<b>29</b>	38	39
Phosphorus	ppm	ASTM D5185m		<b>357</b>	436	395
Zinc	ppm	ASTM D5185m		<b>21</b>	16	26
Sulfur	ppm	ASTM D5185m		<b>5104</b>	5664	5844
Acid Number (AN)	mg KOH/g	ASTM D8045		<b>0.85</b>	0.83	0.97
Visc @ 40°C	cSt	ASTM D445	325.8	<b>372</b>	369	374.5



Certificate L2367

**Laboratory** : WearCheck USA - 501 Madison Ave., Cary, NC 27513  
**Sample No.** : WC0887435 **Received** : 11 Jan 2024  
**Lab Number** : 06058295 **Diagnosed** : 15 Jan 2024  
**Unique Number** : 10829677 **Diagnostician** : Jonathan Hester  
**Test Package** : MOB 2 ( Additional Tests: TBN )

To discuss this sample report, contact Customer Service at 1-800-237-1369.

\* - Denotes test methods that are outside of the ISO 17025 scope of accreditation.

Statements of conformity to specifications are based on the simple acceptance decision rule (JCGM 106:2012)

**KB BIOENERGY INC**  
 2677 RIVERVIEW RD  
 AKRON, OH  
 US 44313  
 Contact: ERIC FOX  
 ericf@kbbioenergy.com;jwatson@wearcheckusa.com  
 T: (330)864-2621  
 F: (330)864-7023