



**James River  
Equipment**

OIL ANALYSIS REPORT

|                 |               |
|-----------------|---------------|
| WEAR            | <b>NORMAL</b> |
| CONTAMINATION   | <b>NORMAL</b> |
| FLUID CONDITION | <b>NORMAL</b> |

Machine Id  
**JOHN DEERE 700L 1T0700LXPPF433961**

Component  
**Right Final Drive**  
Fluid  
**{not provided} (--- GAL)**

**RECOMMENDATION**

Resample at the next service interval to monitor.

| Test           | UOM | Method      | Limit/Abn | Current            | History1 | History2 |
|----------------|-----|-------------|-----------|--------------------|----------|----------|
| Sample Number  |     | Client Info |           | <b>JR0198864</b>   | ---      | ---      |
| Sample Date    |     | Client Info |           | <b>09 Jan 2024</b> | ---      | ---      |
| Machine Age    | hrs | Client Info |           | <b>576</b>         | ---      | ---      |
| Oil Age        | hrs | Client Info |           | <b>576</b>         | ---      | ---      |
| Filter Age     | hrs | Client Info |           | <b>0</b>           | ---      | ---      |
| Oil Changed    |     | Client Info |           | <b>Not Changd</b>  | ---      | ---      |
| Filter Changed |     | Client Info |           | <b>Not Changd</b>  | ---      | ---      |
| Sample Status  |     |             |           | <b>NORMAL</b>      | ---      | ---      |

**WEAR**

All component wear rates are normal.

|              |        |             |       |              |     |     |
|--------------|--------|-------------|-------|--------------|-----|-----|
| PQ           |        | ASTM D8184  | >1250 | <b>12</b>    | --- | --- |
| Iron         | ppm    | ASTM D5185m | >750  | <b>0</b>     | --- | --- |
| Chromium     | ppm    | ASTM D5185m | >9    | <b>0</b>     | --- | --- |
| Nickel       | ppm    | ASTM D5185m | >10   | <b>0</b>     | --- | --- |
| Titanium     | ppm    | ASTM D5185m |       | <b>0</b>     | --- | --- |
| Silver       | ppm    | ASTM D5185m |       | <b>0</b>     | --- | --- |
| Aluminum     | ppm    | ASTM D5185m | >40   | <b>&lt;1</b> | --- | --- |
| Lead         | ppm    | ASTM D5185m | >15   | <b>0</b>     | --- | --- |
| Copper       | ppm    | ASTM D5185m | >40   | <b>&lt;1</b> | --- | --- |
| Tin          | ppm    | ASTM D5185m | >10   | <b>&lt;1</b> | --- | --- |
| Vanadium     | ppm    | ASTM D5185m |       | <b>0</b>     | --- | --- |
| White Metal  | scalar | *Visual     | NONE  | <b>NONE</b>  | --- | --- |
| Yellow Metal | scalar | *Visual     | NONE  | <b>NONE</b>  | --- | --- |

**CONTAMINATION**

There is no indication of any contamination in the oil.

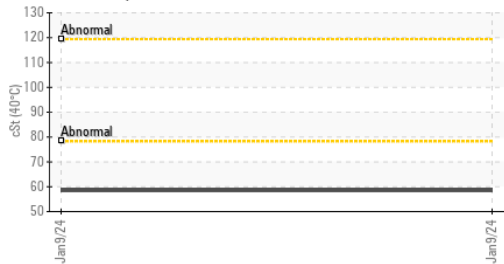
|                  |        |             |        |              |     |     |
|------------------|--------|-------------|--------|--------------|-----|-----|
| Silicon          | ppm    | ASTM D5185m | >75    | <b>5</b>     | --- | --- |
| Potassium        | ppm    | ASTM D5185m | >20    | <b>0</b>     | --- | --- |
| Water            |        | WC Method   | >0.075 | <b>NEG</b>   | --- | --- |
| Silt             | scalar | *Visual     | NONE   | <b>NONE</b>  | --- | --- |
| Debris           | scalar | *Visual     | NONE   | <b>NONE</b>  | --- | --- |
| Sand/Dirt        | scalar | *Visual     | NONE   | <b>NONE</b>  | --- | --- |
| Appearance       | scalar | *Visual     | NORML  | <b>NORML</b> | --- | --- |
| Odor             | scalar | *Visual     | NORML  | <b>NORML</b> | --- | --- |
| Emulsified Water | scalar | *Visual     | >0.075 | <b>NEG</b>   | --- | --- |

**FLUID CONDITION**

The condition of the oil is acceptable for the time in service.

|             |     |             |     |              |     |     |
|-------------|-----|-------------|-----|--------------|-----|-----|
| Sodium      | ppm | ASTM D5185m | >51 | <b>&lt;1</b> | --- | --- |
| Boron       | ppm | ASTM D5185m |     | <b>3</b>     | --- | --- |
| Barium      | ppm | ASTM D5185m |     | <b>0</b>     | --- | --- |
| Molybdenum  | ppm | ASTM D5185m |     | <b>0</b>     | --- | --- |
| Manganese   | ppm | ASTM D5185m |     | <b>&lt;1</b> | --- | --- |
| Magnesium   | ppm | ASTM D5185m |     | <b>97</b>    | --- | --- |
| Calcium     | ppm | ASTM D5185m |     | <b>3094</b>  | --- | --- |
| Phosphorus  | ppm | ASTM D5185m |     | <b>957</b>   | --- | --- |
| Zinc        | ppm | ASTM D5185m |     | <b>1166</b>  | --- | --- |
| Sulfur      | ppm | ASTM D5185m |     | <b>3279</b>  | --- | --- |
| Visc @ 40°C | cSt | ASTM D445   |     | <b>58.5</b>  | --- | --- |

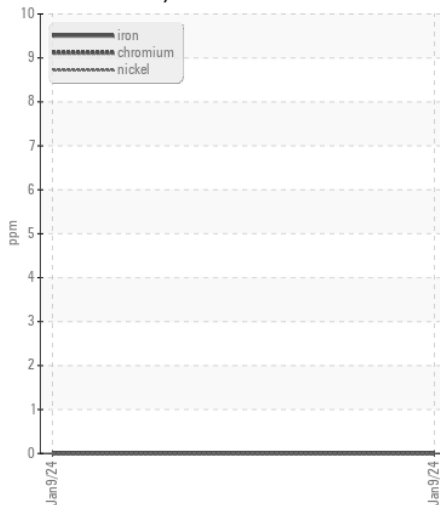
Viscosity @ 40°C



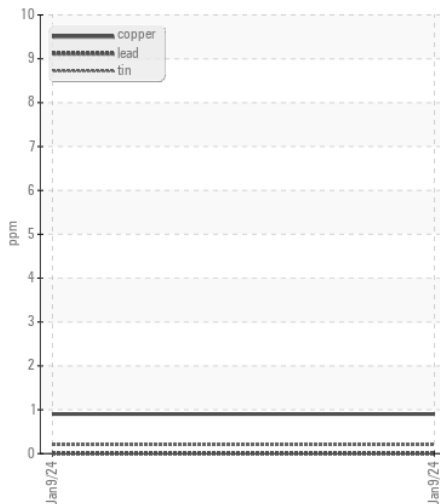
PQ



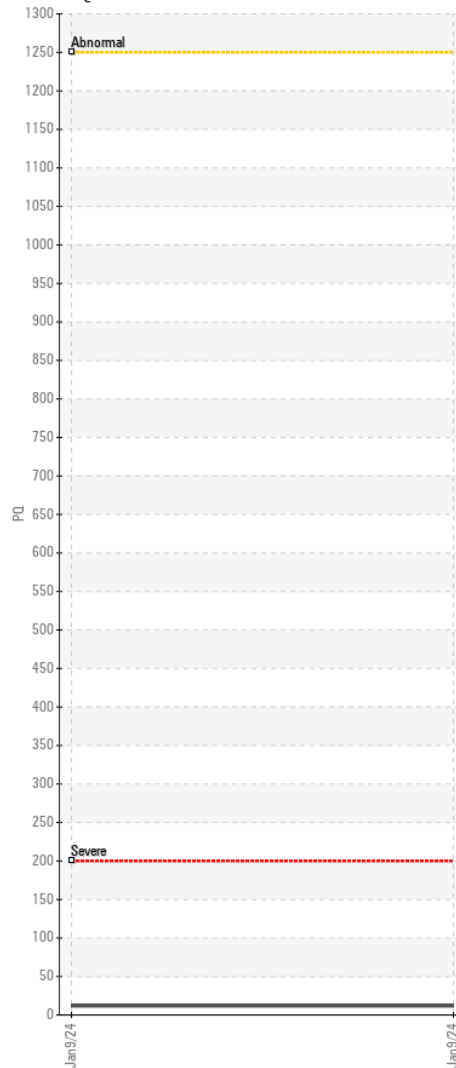
Ferrous Alloys



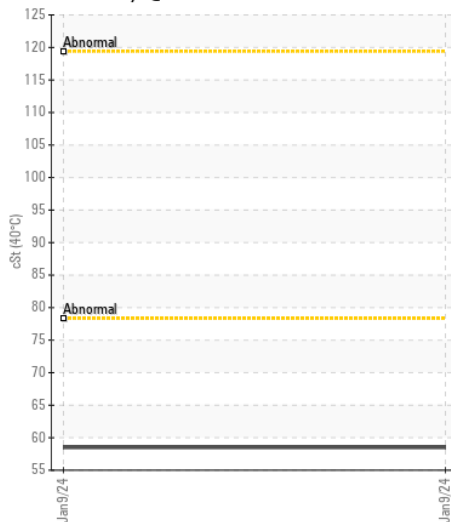
Non-ferrous Metals



PQ



Viscosity @ 40°C



Certificate L2367

**Laboratory** : WearCheck USA - 501 Madison Ave., Cary, NC 27513  
**Sample No.** : JR0198864 **Received** : 12 Jan 2024  
**Lab Number** : 06059483 **Diagnosed** : 15 Jan 2024  
**Unique Number** : 10830865 **Diagnostician** : Don Baldrige  
**Test Package** : CONST ( Additional Tests: PQ )

**JRE - CHARLOTTE**  
 9550 STATESVILLE ROAD  
 CHARLOTTE, NC  
 US 28269  
 Contact: CHARLOTTE SHOP  
 myoung@jamesriverequipment.com  
 T: (704)597-0211  
 F: (704)596-6198

To discuss this sample report, contact Customer Service at 1-800-237-1369.

\* - Denotes test methods that are outside of the ISO 17025 scope of accreditation.

Statements of conformity to specifications are based on the simple acceptance decision rule (JCGM 106:2012)