



**James River
Equipment**

OIL ANALYSIS REPORT

WEAR	NORMAL
CONTAMINATION	NORMAL
FLUID CONDITION	NORMAL



Machine Id
JOHN DEERE 410E 1DW410EBAMF709486
Component
Center Differential
Fluid
{not provided} (--- GAL)

RECOMMENDATION

Resample at the next service interval to monitor. Please specify the brand, type, and viscosity of the oil on your next sample.

Test	UOM	Method	Limit/Abn	Current	History1	History2
Sample Number		Client Info		JR0193175	JR0178365	JR0161429
Sample Date		Client Info		02 Jan 2024	23 Aug 2023	11 May 2023
Machine Age	hrs	Client Info		10661	4031	3448
Oil Age	hrs	Client Info		10661	2031	0
Filter Age	hrs	Client Info		0	0	0
Oil Changed		Client Info		Not Changed	Changed	N/A
Filter Changed		Client Info		Not Changed	Changed	N/A
Sample Status				NORMAL	NORMAL	NORMAL

WEAR

All component wear rates are normal.

PQ		ASTM D8184		16	15	13
Iron	ppm	ASTM D5185m	>500	29	35	12
Chromium	ppm	ASTM D5185m	>10	0	0	<1
Nickel	ppm	ASTM D5185m	>10	0	<1	0
Titanium	ppm	ASTM D5185m		0	0	<1
Silver	ppm	ASTM D5185m		0	0	0
Aluminum	ppm	ASTM D5185m	>25	2	1	1
Lead	ppm	ASTM D5185m	>25	18	17	<1
Copper	ppm	ASTM D5185m	>100	5	6	0
Tin	ppm	ASTM D5185m	>10	<1	0	<1
Vanadium	ppm	ASTM D5185m		0	0	0
White Metal	scalar	*Visual	NONE	NONE	NONE	NONE
Yellow Metal	scalar	*Visual	NONE	NONE	NONE	NONE

CONTAMINATION

There is no indication of any contamination in the oil.

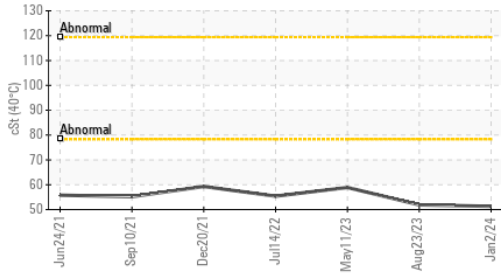
Silicon	ppm	ASTM D5185m	>75	3	4	8
Potassium	ppm	ASTM D5185m	>20	0	3	0
Water		WC Method	>.2	NEG	NEG	NEG
Silt	scalar	*Visual	NONE	NONE	NONE	NONE
Debris	scalar	*Visual	NONE	NONE	NONE	NONE
Sand/Dirt	scalar	*Visual	NONE	NONE	NONE	NONE
Appearance	scalar	*Visual	NORML	NORML	NORML	NORML
Odor	scalar	*Visual	NORML	NORML	NORML	NORML
Emulsified Water	scalar	*Visual	>.2	NEG	NEG	NEG

FLUID CONDITION

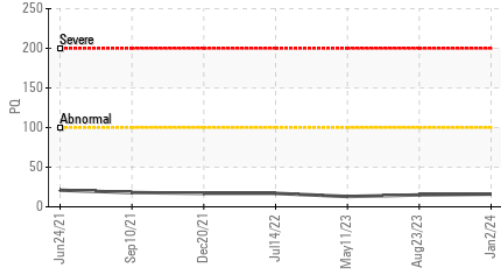
The condition of the oil is acceptable for the time in service.

Sodium	ppm	ASTM D5185m		3	0	0
Boron	ppm	ASTM D5185m		3	2	<1
Barium	ppm	ASTM D5185m		1	4	0
Molybdenum	ppm	ASTM D5185m		0	<1	<1
Manganese	ppm	ASTM D5185m		1	<1	<1
Magnesium	ppm	ASTM D5185m		93	93	97
Calcium	ppm	ASTM D5185m		3196	3594	3313
Phosphorus	ppm	ASTM D5185m		1032	1096	945
Zinc	ppm	ASTM D5185m		1190	1252	1215
Sulfur	ppm	ASTM D5185m		3422	4264	4194
Visc @ 40°C	cSt	ASTM D445		51.3	51.9	58.9

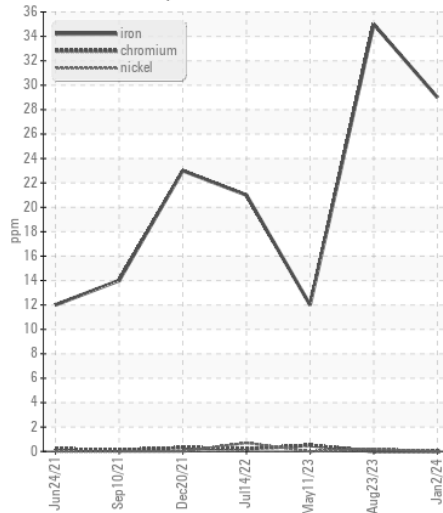
Viscosity @ 40°C



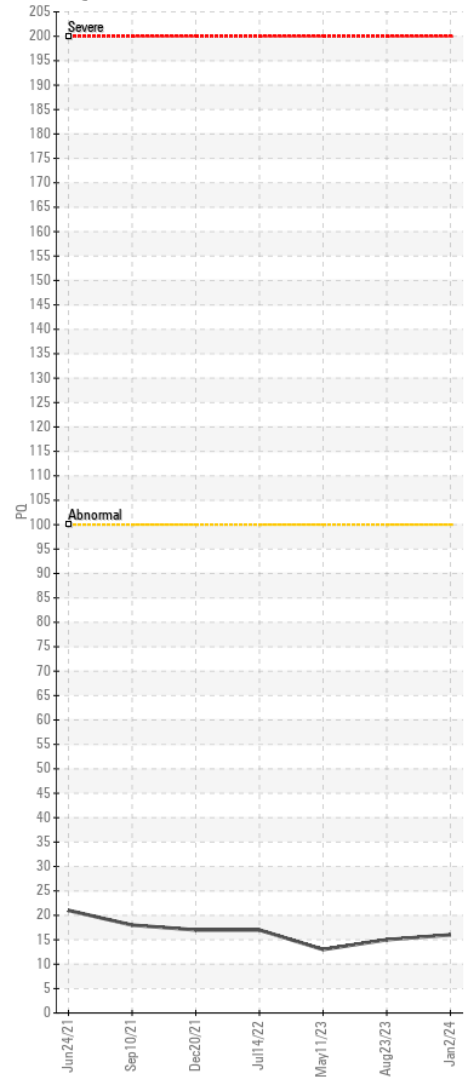
PQ



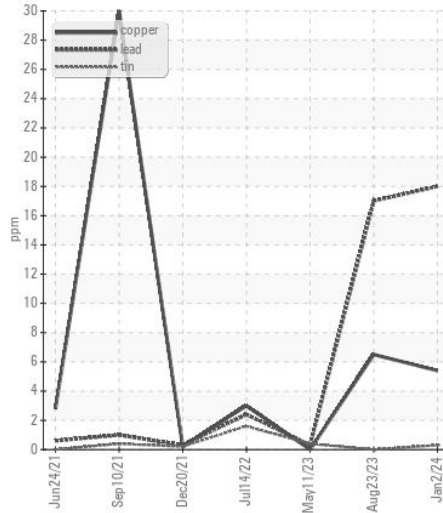
Ferrous Alloys



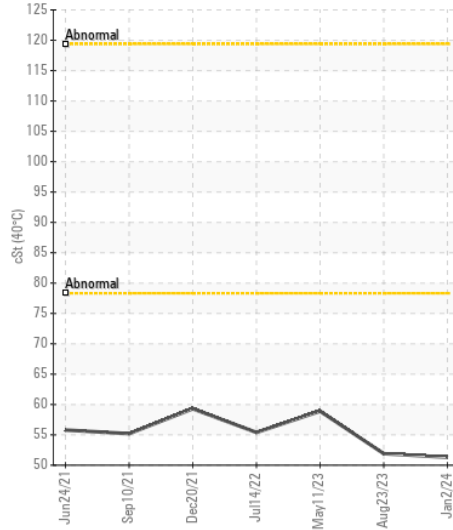
PQ



Non-ferrous Metals



Viscosity @ 40°C



Certificate L2367

Laboratory : WearCheck USA - 501 Madison Ave., Cary, NC 27513
Sample No. : JR0193175 **Received** : 12 Jan 2024
Lab Number : 06059507 **Diagnosed** : 15 Jan 2024
Unique Number : 10830889 **Diagnostician** : Wes Davis
Test Package : CONST (Additional Tests: PQ)

To discuss this sample report, contact Customer Service at 1-800-237-1369.

* - Denotes test methods that are outside of the ISO 17025 scope of accreditation.

Statements of conformity to specifications are based on the simple acceptance decision rule (JCGM 106:2012)

JRE - CHARLOTTE
 9550 STATESVILLE ROAD
 CHARLOTTE, NC
 US 28269
 Contact: CHARLOTTE SHOP
 myoung@jamesriverequipment.com
 T: (704)597-0211
 F: (704)596-6198